

Apprenticeship Levy Report

Kent County Council

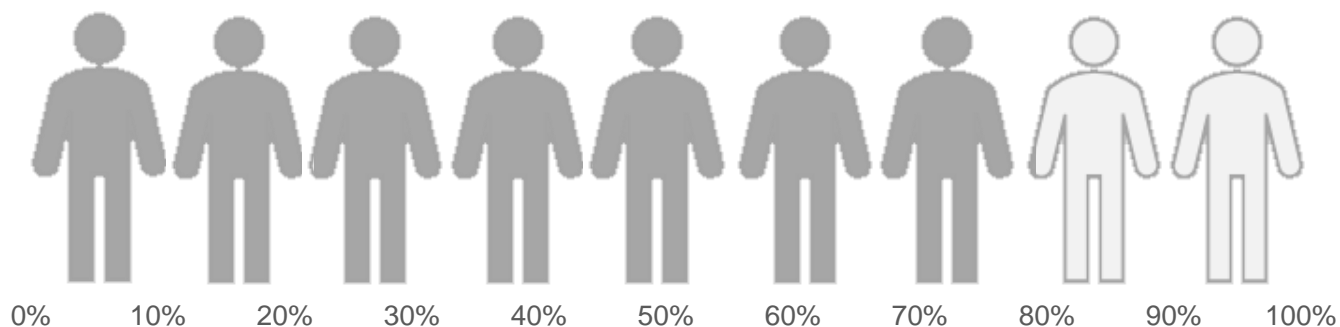
2017-18

Produced By: Engagement, Organisation Design and
Development Division



Apprenticeship Targets 2017-18

Kent County Council's position in comparison to the Apprenticeship Target



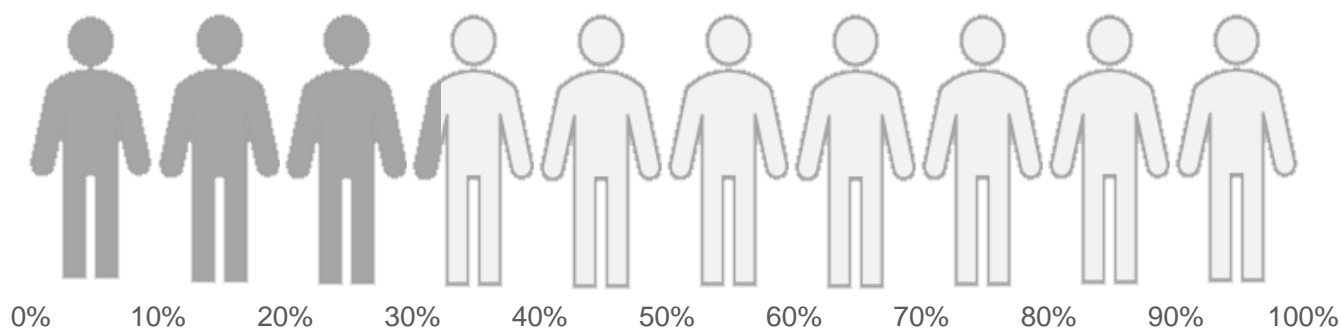
Total no. of KCC apprenticeship starts	182
KCC Target	230
% complete in comparison to the KCC target	79%

Please note that when calculating the above target figure, GEN2's headcount was included due to their establishment as a local authority trading company prior to March 2017. This target does not include Commercial Services.

Levels of apprenticeships undertaken by Kent County Council staff

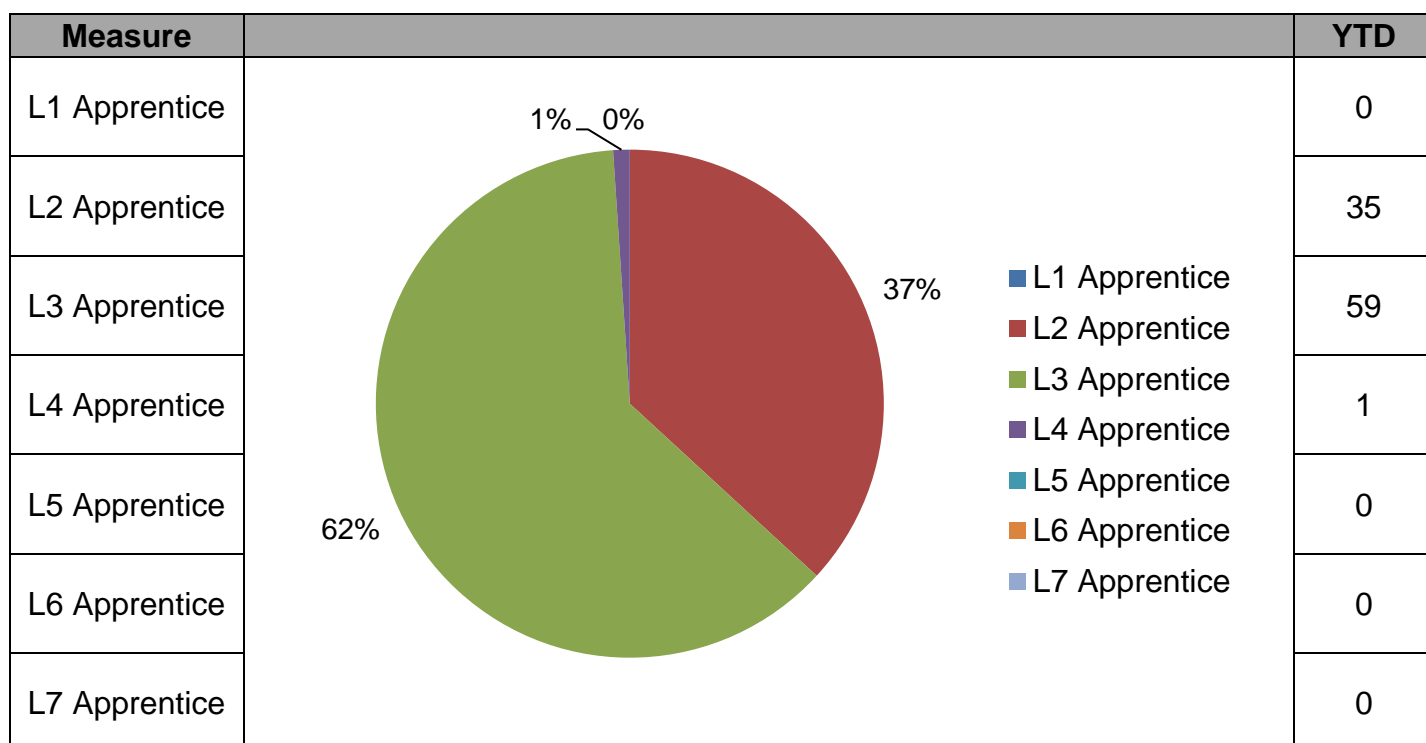
Measure	Year to Date	YTD
L1 Apprentice	<ul style="list-style-type: none"> ■ L1 Apprentice ■ L2 Apprentice ■ L3 Apprentice ■ L4 Apprentice ■ L5 Apprentice ■ L6 Apprentice ■ L7 Apprentice 	0
L2 Apprentice		83
L3 Apprentice		62
L4 Apprentice		5
L5 Apprentice		32
L6 Apprentice		0
L7 Apprentice		0

Kent School's position in comparison to the Apprenticeship Target



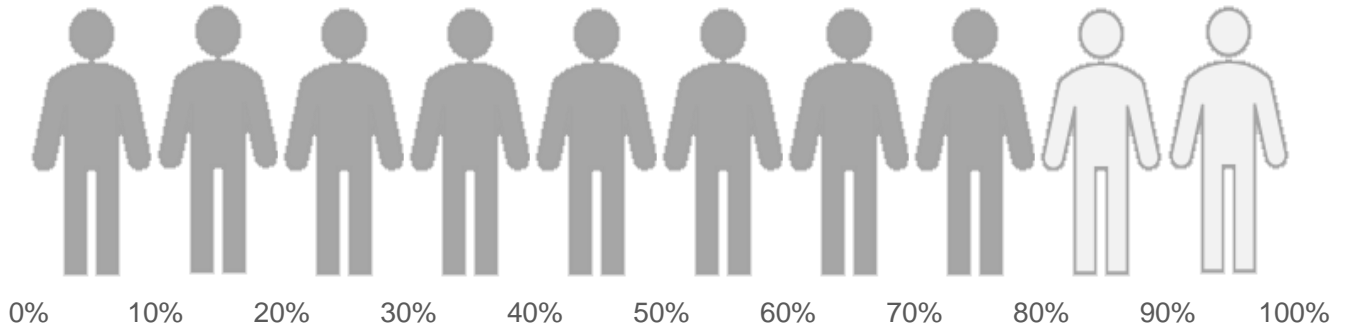
Total no. of Kent Schools apprenticeship starts	95
Kent Schools Target	295
% complete in comparison to the Kent Schools target	32%

Levels of apprenticeships undertaken by Kent School's staff



'Kent School's' are defined as community and voluntary controlled schools only.

Kent County Council and Commercial Services' position in comparison to the Apprenticeship Target



Total no. of KCC and Commercial Services apprenticeship starts	192
KCC and Commercial Services Target	242
% complete in comparison to the KCC and Commercial Services target	79%

Please note that when calculating the above target figure, GEN2's headcount was included due to their establishment as a local authority trading company prior to March 2017. This target also includes Commercial Services but excludes Kent School's.