

## Policy for 2016/17 Admissions

Date of Review: December - March 2015

---

The Weald of Kent Grammar School uses the Co-ordinated Admission Scheme administered by Kent LA, details of which are outlined in the KCC published "Admissions to Secondary Schools in Kent 2016" booklet.

All applicants for Year 7 admission must have gained a selective place through the Kent 11+ Assessment.

The Published Admission Number (PAN) is 175 with places allocated on the grounds of care, family association, medical need, children of staff members and geography. Before the application of oversubscription criteria applicants with a Statement of Special Educational Need or Education, Health and Care Plan who have been deemed as selective and have named the school will be admitted. Such admissions are included in the PAN.

Governors are seeking for Weald of Kent Grammar School to be as environmentally friendly as possible in serving its local community and our admissions policy reflects this. However, we recognise that, currently, Sevenoaks area has no grammar school provision and, therefore, we will give priority to applicants from this area over those applicants in other locations who live a similar distance from the school. Applicants who live in or close to Tunbridge Wells will be given a lower priority as there is a grammar school provision for students in that area.

The school is usually over-subscribed. If the number of applicants is greater than the number of places available, the following **Oversubscription Criteria** will be applied in priority order. Full details are given below.

- 1. Children in Local Authority Care** - A child under the age of 18 years for whom Kent County Council provides accommodation by agreement with their parents/carers (Section 22 of the Children Act 1989) or who ceased to be so because they were adopted or who is the subject of a care order under Part IV of the Act.
- 2. Current Family Association** – A sister or brother attending Weald of Kent at the time the child starts. In this context sister or brother means children who live as sister or brother, in the same house including natural sisters and brothers, adopted siblings, stepsisters or brothers and foster sisters and brothers. If siblings from multiple births (twins, triplets, etc.) apply for a school and the school would reach its Published Admission Number (PAN) after admitting one of more, but before admitting all of those siblings, a place will be offered to each of the siblings, even if doing so takes the school above its PAN.
- 3. Health and Special Access Reasons** – Medical, health, and special access reasons will be applied in accordance with the school's legal obligations, in particular those under the Equality Act 2010. Priority will be given to those children whose mental; or physical impairment means they have a demonstrable and significant need to attend a particular school. Equally this priority will apply to children whose parents'/guardians', physical or mental health or social needs means there is a demonstrable and significant need for their child to attend a particular school. Such claims will need to be supported by written evidence from a suitably qualified medical or other practitioner who can demonstrate a special connection between these needs and the particular school.
- 4. Children of Permanent Members of Staff** – A child who has passed the 11+ and whose parent is a current and permanent member of staff providing that his/her child lives in the same house as him/her. In this context a child means a natural daughter/son including adopted children and or foster children who live at the same address as the member of staff. A permanent member of staff is defined as a full-time teaching member, a full-time support member whose contract is 37 weeks and above, a part-time teaching member with a 50% and above timetable and a part-time support staff member who works more than 15 hours per week for 37 weeks or more. The definition does not include contract staff. If a service has been 'in house' and is subsequently 'contracted out' children of staff will no longer be eligible for priority admission under this criterion. The definition does not include peripatetic staff.

A permanent member of staff can be defined as someone who has been employed directly by Weald of Kent Grammar School Academy Trust for the last two years at the time of application or someone who was been recruited to fill a vacant post for which there is a demonstrable skill shortage.

## 5. Weald of Kent accepts pupils from towns and areas in the order set out below.

Priority will be given to category A) followed by category B) then category C). The distance from the child's permanent home to the school site will be used in conjunction with the order of priority given below.

- A. Tonbridge Town, the District of Sevenoaks, and the Parishes of Ightham, Kings Hill, Pembury, Platt and St Mary's Platt, Plaxtol and Shipbourne.  
(Please see appendix 4 for postcodes and/or boundary details.)
- B. All TN Postcodes apart from TN1, TN2 and TN4 (with the exception of the Parish of Pembury)
- C. All other areas including TN1, TN2 and TN4

The rationale for the category order is based on the availability of a grammar school meeting the needs of students living in these areas. Students living in TN1, TN2 and TN4 are served by Tunbridge Wells grammar schools.

The distance is measured between the child's permanent home address and the school site measured in a straight line using Ordnance Survey address point data. Distances are measured from a point defined as within the child's home to a point defined as within the school, as specified by Ordnance Survey. The same address point on the school site is used for everybody. The school uses measurements provided by the LA and further information on how distances are calculated is available in the Admissions Booklets provided by the LA. If in the event more than one applicant has the same distance from home to school (as measured by the local authority), then a random selection will be applied.

A pupil's home address is considered to be a residential property that is the **child's only or main residence** and not an address at which your child might sometimes stay or sleep due to your own domestic or special arrangements. The address must be the pupils home address on the day you completed your application form and which is either owned by the child's parent, parents or guardian, OR leased to or rented by the child's parent, parents or guardian under a lease or written rental agreement.

A block of flats has a single address point reference, so applicants living in the same block will be regarded as living the same distance away from the school. In the unlikely event that two or more children live in the same block and in all other ways have equal eligibility for the last available place at the school, the names will be issued a number and drawn randomly to decide which child should be given the place.

If you live separately from your partner but share responsibility for your child, and the child lives at two different addresses during the week, we will regard the home address as the one at which the child sleeps for the majority of weekdays.

Postcode areas can be viewed at <http://www.free-postcode-maps.co.uk> and the Parish boundaries of Kings Hill and Pembury can be viewed on <http://www.kent.gov.uk> or in the appendices below. Links can also be found under the Admissions Section of the School website at [www.wealdgs.org](http://www.wealdgs.org).


### Admission outside the normal age group


Requests for admission outside of the normal age group should be made in writing to the Headteacher as early as possible in the admissions round associated with the child's date of birth. Parents are not expected to provide evidence to support their request to defer their application however if a child has a medical or educational psychologist report this evidence must be provided with the application. In addition to applying direct to the school parents are required to complete an application for the normal point of entry in case their deferral request is declined. Deferred applications should be made via paper CAF to the LA attaching written confirmation from the school. All deferred applications will be processed in accordance with our oversubscription criteria for the relevant cohort.

Please refer to the attached Appendix for the following procedures and information:

1. Admissions Procedure for entry at age 11
2. Procedure for Admission at age 12 + (Casual Admissions)
3. Procedure for Admission at age 16+
4. Boundary Maps

**This policy will be reviewed annually and changes to the Policy will be published as required.**

Signed:  (Headteacher)

Signed:  (Chair of Governors)

<b>Authors:</b>	Jackie Manning Clair Wilkins	<b>Reviewed:</b>	Dec – Mar 2015
<b>Link Governor/s:</b>	David Bower	<b>Next Review Date:</b>	Dec – Mar 2016
<p><i>Public Consultation: December – February 2015.</i> <i>Working Party Ratified: 17 March 2015</i></p> <p><b>Governing Body Ratified at March FGB 2015</b></p> <p><i>Amended in June 15 following KCC guidance on admission outside of normal age group</i></p>			

## **APPENDIX 1**

### **1 Admissions Procedure for entry at age 11**

#### **1.1 Gaining Entry to the School and Making an Application**

- a** Weald of Kent Grammar School is a selective Academy school and admits girls at age 11 who have gained a Kent selective place through the PESE process. The tests are taken in September each year. Weald of Kent Grammar School sets no test of its own for applicants at this stage of entry. The published admission number is **175**.
- b** Under the co-ordinated Admissions Scheme run by Kent County Council parents name four schools on the Secondary Common Application Form ("SCAF"). **Parents must express their preferences, and rank them accordingly.** Kent County Council acts as the co-ordinating authority for all admission applications and will allocate a place to the highest preference school for which the child is eligible. If there are too many requests for Weald of Kent, the school places are allocated using the published over-subscription criteria (see Policy).

In the event of a tie breaker situation if more than one applicant has the same distance from home to school (as measured by the local authority), then a random selection will be applied.

- c** Weald of Kent must be named on the SCAF for a student to be eligible for admission. The completed form should be handed in to the applicant's primary or preparatory school by the date specified on the SCAF. Alternatively applications can be made online to [www.kent.gov.uk/ola](http://www.kent.gov.uk/ola)
- d** Kent County Council will offer a place at a school which they will endeavour to make the highest of the four preferences named on the SCAF in accordance with the individual school's over subscription criteria. All children are sent one offer of a place on the same date, 1 March.

#### **1.2 Acceptance/Refusal**

Weald of Kent Grammar School will post their welcome letters in March 2016 and subsequent years.

Parents must advise the school either in writing or by email by the deadline date as given by KCC whether they are accepting or declining the place offered.

#### **1.3 If the Planned Admissions Number is exceeded – Waiting List Procedures.**

The Admissions Officer will maintain a waiting list if the school is oversubscribed. This will include details of all applicants who have named the school on the SCAF and were not offered a place on National Offer Day and have asked to be included on the school's waiting list, and any late application sent to the school by the co-ordinating authority.

- Applicants will be listed in order of priority, in accordance with the school's oversubscription criteria. (NB: priority is not given based on the date the application was added to the waiting list.)
- If Weald of Kent has vacancies against their Published Admission Number places will be offered on a common date in March, and then as vacancies arise.
- If Weald of Kent has reached its Published Admission Number it may not admit applicants other than through the Independent Appeal process.
- When a place is offered to a pupil on the waiting list, the Admissions Officer will advise the co-ordinating authority.
- Weald of Kent will notify the co-ordinating authority whether the parent has accepted or declined the offer.
- Waiting lists will be maintained after the New Year 7 intake has been admitted in September.

**NB: Where a child has not been assessed as being suitable for a Grammar School, their parents cannot ask to join the waiting list for Weald of Kent.**

## **1.4 Appeals**

There is a parental right of appeal to an Independent Appeals Committee against the refusal of a place regardless of where the school was ranked on the SCAF. Using the Appeal Form provided by the Co-ordinating authority In March any Appeal Applications should be made to: Chair of Governors, Weald of Kent Grammar School, Tudeley Lane, Tonbridge, Kent TN9 2JP. Waiting list places will continue to be offered throughout this period.

If the Weald of Kent has places available and parents lodge an appeal for a place, they may be offered a place after a specific date as determined by Kent County Council without the appeal being heard, provided there are no other applicants at that time on the waiting list and, where the child has been assessed as suitable for a Grammar School place. Places will be offered strictly in accordance with the Weald of Kent's oversubscription criteria.

Students wishing to make an In-Year application for a place in Year 7 after 31 December 2015 will have to be CATs tested.

After 31 December 2015 and in subsequent years the Appeal process will require the student to be tested.

## **1.5 Making a Late Nomination for Weald of Kent Grammar School**

Where parents who do not nominate Weald of Kent Grammar School on the SCAF decide subsequently that they wish their daughter to be considered for a place at the school, the application can only be considered once the closing date for acceptances of student offer places on National Offer day has elapsed. Parents who think they might wish to pursue a place at the school are strongly urged to nominate Weald of Kent Grammar School on the SCAF.

## **APPENDIX 2**

### **2 Procedure for Admission at age 12 + (Casual Admissions)**

Applications for places in Years 8, 9, 10 and 11 should be made directly to Weald of Kent.

**2.1 If the Planned Admission Limit for that Year Group is not exceeded**, the following procedure is followed:

- a. A completed IYCAF form must be received in writing by the Admissions Officer at Weald of Kent Grammar School.
- b. Weald of Kent will write to confirm they have a vacancy or confirm they are prepared to proceed with the request and the student will be invited into School for tests in quantitative, verbal and non-verbal reasoning

In the event that the student is applying from a non-selective school it will be necessary for her to sit the CAT tests (quantitative, non verbal and verbal reasoning) to establish whether she is working within the range of the existing cohort. (a minimum of 118+ in each test must be achieved). Following successful testing Weald of Kent will write to make an offer of a place if there is a place available. If you are refused a place because the school is above the Published Admission Number for that Cohort you have the right to lodge an appeal against the decision. If the CAT results are below the entry requirement of 118 points in all three tests a place will not be offered. You have the right to lodge an appeal against any decision not to offer a place.

After a place has been offered, the School reserves the right to withdraw the place in the following circumstances:

- 1) When a parent has failed to respond to an offer within ten working days, or
- 2) When a parent has failed to notify the school of important changes to the application information; or
- 3) The admissions authority offered the place on the basis of a fraudulent or intentionally misleading application from a parent.

### **2.2 Appeals**

There is a parental right of appeal to an Independent Appeals Committee against the refusal of a place. This should be made in writing to: The Clerk to the Governors, Weald of Kent Grammar School, Tudeley Lane, Tonbridge, Kent TN9 2JP.

## **APPENDIX 3**

### **3 Procedure for Admission at age 16+**

We aim to offer a range of academic qualifications to our sixth form students and some of these require specific minimum grades at GCSE. Our policy is to ensure that students accepted into the sixth form can be placed on appropriate courses where they are likely to succeed. For this reason we ask all applicants to attend a meeting with some of our sixth form staff to discuss the most suitable courses of study. As part of this learning discussion applicants might be asked to demonstrate a particular skill, or provide a portfolio of appropriate work.

All students of Year 11 will be encouraged to apply for the sixth form. All students joining Weald of Kent Grammar Sixth Form must meet the academic entry requirements as set out in the Sixth Form Prospectus. Priority will be given to existing students transferring from Year 11. The PAN for external candidates will be 25 but this figure may be exceeded in the event that this and the number of internal students transferring in Year 12 is less than the overall total figure for the year group, which is 175. Where the number of external candidates exceeds the number of places then the school's general admission policy will be applied.

Information together with details of the application procedure is detailed within the Sixth Form Prospectus, which can be found on the Admissions section of the school website.

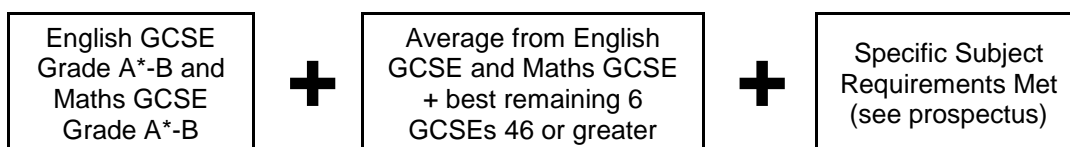
Meeting the requirements of any course is no guarantee that the applicant will automatically be offered a place on his or her preferred choices. Entry into Year 13 for external applicants will depend on the courses required, the availability of a place within that group and the applicant's results from any examinations taken in Year 12. We require evidence that the applicant will go on to complete the course successfully.

All applicants meeting the academic criteria will follow through the application process given below

- a) Completion of an admissions application (all applicants)
- b) Student must obtain A\* - B in GCSE Mathematics and GCSE English Language. Other subjects also have grade specifications outlined in our School Prospectus.
- c) Discussion about course choices and availability with a Senior Member of Staff.
- d) A conditional offer of a place is based on the above, and an average overall GCSE point score of at least 46.

This average is arrived at by adding up the GCSE scores of English and Mathematics, plus the best 6 remaining grades, and then dividing by 8. As a guide, students need at least 'B' grades at GCSE.

Grade	A*	A	B	C	D	E	F	G	U/X
Points	58	52	46	40	34	28	22	16	0



#### **Summary of Timescale:**

The timetable for Sixth-Form applications is detailed in the prospectus. An Open Evening is held in October and all applications should be completed and submitted by the beginning of January. Predicted grades and attendance information for external applicants is requested at the time of application. Learning discussions take place in January if the relevant information has been received from the current school.

#### **Right to appeal:**

There is a parental right of appeal to the Governors against the refusal of a place once GCSE results are published. This should be made in writing to: The Clerk to the Governors, Weald of Kent Grammar School, Tudeley Lane, Tonbridge, Kent TN9 2JP.



## APPENDIX 4

### 4 Boundary Information

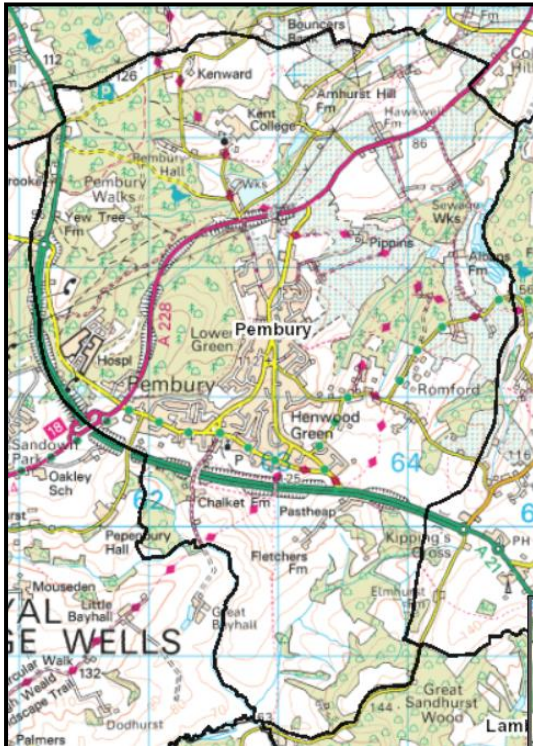
#### Category A

- D. **Tonbridge Town** is made up of TN9, TN10, TN11 and TN12 and the Parishes of Ightham, Kings Hill, Pembury, Platt and St Mary's Platt, Plaxtol and Shipbourne.

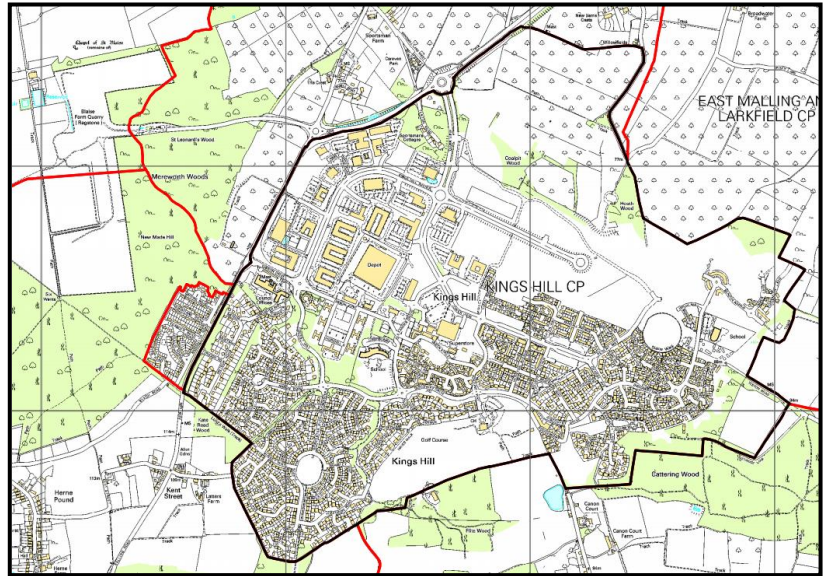
The following Parishes within the Sevenoaks district are included:

Brasted, Chevening, Chiddingstone, Cowden, Dunton Green, Edenbridge, Halstead, Hever, Kemsing, Knockholt, Leigh, Otford, Penshurst, Riverhead, Seal, Sevenoaks town, Sevenoaks Weald and Underriver, Shoreham, Sundridge and Ide Hill, Westerham and Crockham Hill.

The Pembury Parish Boundary:



The Kings Hill Parish Boundary:



#### Category B

All TN Postcodes (excluding TN1, TN2 and TN4 shown below in red)





