









LEADERS NOTES

HOME FIRE SAFETY

-  AGE RESTRICTED PRODUCTS
-  COMMUNITY SAFETY
-  DOORSTEP CRIME
-  FOOD & HYGIENE

-  HOME FIRE SAFETY
-  LABELS, SIGNS & SYMBOLS
-  MANAGING MONEY
-  SAFER INDEPENDENT PEDESTRIANS

-  SCAMS
-  SHOPPER'S RIGHTS
-  SOCIAL MEDIA & THE INTERNET
-  WHO CAN HELP



SOCIAL MEDIA & THE INTERNET



SOCIAL MEDIA & THE INTERNET



LABELS, SIGNS & SYMBOLS



FOOD & HYGIENE



FOOD & HYGIENE



SHOPPER'S RIGHT



SAFER INDEPENDENT PEDESTRIANS



SAFER INDEPENDENT PEDESTRIANS



LABELS, SIGNS & SYMBOLS



MANAGING MONEY



SAFER INDEPENDENT PEDESTRIANS



- AGE RESTRICTED PRODUCTS
- DOORSTEP CRIME
- SAFER INDEPENDENT PEDESTRIANS
- FOOD & HYGIENE
- COMMUNITY SAFETY
- HOME FIRE SAFETY



MANAGING MONEY

- SCAMS
- WHO CAN HELP

HOME FIRE SAFETY



SMOKE ALARMS

Fires happen when you least expect them, often during the night.

They also spread very quickly, damaging property, and causing injury and death.

But the real killer is smoke. If you're asleep when a fire starts and you don't have a smoke alarm to wake you, you are unlikely to survive. Smoke can suffocate you in just three breaths – you could be dead before the flames even reach you.

If there is a fire, a smoke alarm will immediately warn you, giving you and everyone in your home time to escape to safety.

Kent Fire and Rescue Service will be happy to give you free advice on the best approach for your home – just call (free from most home phones, mobiles may charge) on 0800 923 7000 or email at home@kent.fire-uk.org.

Make sure you test smoke alarms once a week and change the battery once a year, ensuring you have at least one alarm on each level of your home. Alarms should not be fitted in or near the kitchen or any bathrooms, as steam or cooking fumes may cause false alarms.

NIGHT-TIME ROUTINE

You can reduce the risk of a fire in your home by remembering to do a simple bedtime safety check.

- A smoke alarm is fitted on every level of the property.
- Internal doors are closed - in the event of a fire, this can help prevent flames and smoke spreading to other rooms.
- All unused electrical equipment (TVs, games consoles, laptops, smartphones - anything that uses a mains or USB charger) is unplugged.
- Any cigarettes or other smoking material is properly put out.
- Portable heaters or electric blankets are switched off.
- Ovens, grills and hobs are switched off.

ESCAPE PLANS

Think ahead, make an escape plan so that you and everyone in your home knows what to do in the event of a fire.

- Your best escape route is your normal way in and out of your home, but decide on a different route too, in case it is blocked. If the downstairs internal doors are closed there will be a good chance that your escape route has remained clear. This should prevent you having to escape from a first floor window.
- Make sure you know where keys to any doors or windows are.
- Keep all routes clear of anything that may hinder your escape, like furniture, rubbish, clothing or prams and bicycles.
- Get the whole family involved in making your escape plan, by turning it into a game - who can get out of the house the safest and quickest? The more they know about the plan the better they will understand what to do if there is a fire.
- Visitors also need to know about your escape plan and the quickest and safest exit routes.
- Make sure you fit smoke alarms on each floor of your property, and test them once a week.

CALLING THE FIRE SERVICE

- Dial 999
- The 4 emergency services are Fire Service, Police, Ambulance and Coastguard
- Ask for the Fire Service and give as much information as possible, including
- Your location/address/name
- What has happened?
- Where is the fire?
- Who else is involved?
- Is anyone injured?
- Give landmarks to aid crews in locating you i.e. churches, schools, petrol stations
- Speak slowly and clearly.

WHAT SHOULD YOU DO IF YOUR CLOTHES CATCH FIRE?

- Try to stay calm
- Call for help
- **STOP** = Do not run around this will make the fire worse
- **DROP** = Drop to the ground
- **ROLL** = Roll around in both directions. This squashes the fire between you and the ground helping to remove oxygen. Fire likes and needs oxygen
- You can do this on any floor type - wood, grass or carpet
- Do not attempt to remove any clothes if they are burnt
- **COOL and CALL** = Place plenty of clean cool water on any burnt areas of the body and call 999.

MATCHES AND LIGHTERS

Matches and lighters can be very dangerous as it only takes 1 lit match to burn down a house. To prevent them from being played with by children, grown ups need to ensure they keep matches and lighters out of reach. An ideal place is somewhere high and out of the way i.e. top cupboard.

If children find matches/lighters laying around at home or school they should not touch them and report to a teacher or the grown up that lives with them.

A rhyme to help children remember how dangerous matches/lighters are.

*Matches Lighters never touch
They can hurt you very much*

BEWARE OF FAKE CHARGERS

Do not put your home, yourself and family at risk with a fake phone charger. Kent Fire and Rescue Service and Trading Standards are warning that fake phone chargers can cause fires as they do not meet current safety regulations.

How to spot fake phone chargers

- Fakes are copies of something genuine.
- It is difficult to tell if a charger is a fake just by looking at it.
- The people who produce these go to a lot of trouble to make them look real, but do not make sure they are safe to use.
- Unsafe chargers are often made in China and do not have safety features, such as a fuse. They are poor quality.
- Fake chargers are usually sold in markets or boot fairs or by street sellers.
- Fake chargers have also been found on sale in some temporary retailers, online auction sites and on Facebook accounts.

We recommend you

- Make sure you follow instructions for all electrical devices and that you use the correct chargers in line with the manufacturer's guidance. If the wrong charger is used for an electrical device the internal battery can't handle a different voltage and it can catch fire.
- Stop using a charger if you suspect that it is faulty or fake.
- Do not use a charger if you have to force it into the wall socket.
- Follow the manufacturer's instructions on how long to charge a product.
- Always buy from a shop you know and trust, an approved retailer or direct from the manufacturer of the same name as the device.
- Check your smoke alarm.
- Do not overload sockets. Plug chargers straight into the main plug socket. Use the 'Socket Calculator' link below to find out more.

Do not take the risk

- When left plugged in overnight, phone chargers could overheat and cause fires.
- Phones left charging on soft furnishings are a fire risk.
- Covering a phone while it is charging is a fire hazard.
- Using a fake phone charger increases your risk of electric shocks and house fires.

RESOURCES AND LINKS

www.kent.fire-uk.org/your-safety
Fire Safety in the home
Electrical Safety - overloading sockets
Electrical Safety - counterfeits



SKILLS4LIFE HOME FIRE SAFETY

HOW TO EARN YOUR AWARD

Complete the quiz OR one of the activities below

ACTIVITY 1

VISIT A FIRE STATION

ACTIVITY 2

QUIZ

ACTIVITY 2

QUIZ



QUESTION 1

What phone number do you call for the fire service?

- a) 112
- b) 999
- c) 911

QUESTION 2

How often should you test a smoke alarm?

- a) Once a week
- b) Once a month
- c) Once a year



QUESTION 3

How often should you change your smoke alarm battery?

- a) Once a year
- b) Once a month
- c) Once a week



QUESTION 4

What should you do if your clothes catch fire?

- a) Run around looking for water
- b) Drop, shout and scream
- c) Stop, drop & roll

QUESTION 5

If you find matches/lighters lying around what should you do?

- a) Pick them up and put them in the bin
- b) Pick them up and take them to an adult
- c) Do not touch and go and tell an adult

QUESTION 6


If you burn yourself what should you do?

- a) Cool and Call
- b) Put a plaster on
- c) Remove your burnt clothes

QUESTION 7

What are the 4 emergency services?

- a) Fire, Police, Ambulance and the AA
- b) Police, Fire, Coastguard and RSPCA
- c) Ambulance, Coastguard, Fire and Police



QUESTION 8

At night should the doors inside your house be:

- a) Open
- b) Closed
- c) It does not matter

QUESTION 9

In the event of a fire at home what is the best and safest way out?

- a) Jump out of a window
- b) Your normal way in/out of your house
- c) Back door



QUESTION 10

You need a phone charger. Where should you buy it from?

- a) A market
- b) Borrow one from a friend.
- c) From the manufacturer or shop where you bought your phone



ACTIVITY 2

HOME FIRE SAFETY

Name: _____

Question	Answer
Question 1	
Question 2	
Question 3	
Question 4	
Question 5	
Question 6	
Question 7	
Question 8	
Question 9	
Question 10	