

30 hours free childcare for 3 and 4 year olds

How to find your 30 hours code if you have already applied

Some parents have found it difficult to find the 11 digit code once they have successfully applied online. Here is a step-by-step guide to show you how to find it again:

Step 1

Open the website - <https://childcare-support.tax.service.gov.uk/par/app/applynow>

Click on the green button at the bottom of the screen labelled 'Apply or sign in to your account'.

GOV.UK The childcare service

BETA This is a new service - your [feedback](#) will help us to improve it. [Get help](#)

Access childcare support through the childcare service

- [How it works](#)
- [Tax-Free Childcare](#)
- [30 hours free childcare](#)
- 4. Apply or sign in to the childcare service as a parent**
- [Tax-Free Childcare for childcare providers](#)

4. Apply or sign in to the childcare service as a parent

You can either apply for Tax-Free Childcare or 30 hours free childcare or sign into your childcare service account here. It's one single application but we'll check your eligibility for both.

When you start you'll temporarily leave this site to verify your identity. Once your identity's been verified, you'll be brought back to this site to complete your application. You'll then get a childcare service account.

Your application or account will timeout after 15 minutes of inactivity. You should make sure you have all the details you need, before you start.

Applying will take around 20 minutes.

Apply or sign in to your account >

Check what help you could get with childcare costs
[Childcare calculator](#)

Search for childcare providers signed up for Tax-Free Childcare
[Search for a childcare provider](#)

Find out more about Tax-Free Childcare for childcare providers
[Read the childcare provider guidance](#)

Find out more about Tax-Free Childcare and 30 hours free childcare for parents
[Read the parent guidance](#)

Elsewhere on GOV.UK
[Tax credits](#)
[Universal Credit](#)

Step 2

Click 'NO' to the question about being 'part of a trial' and then click the green button labelled 'Continue'.



GOV.UK The childcare service

BETA This is a new service - your [feedback](#) will help us to improve it.

Were you invited to use this service as part of the trial?

Yes No

[Continue](#)

[Back](#)

Step 3

Enter your youngest child's date of birth and then click the green button labelled 'Continue'.



GOV.UK The childcare service

BETA This is a new service - your [feedback](#) will help us to improve it.

Enter the date of birth of your youngest child

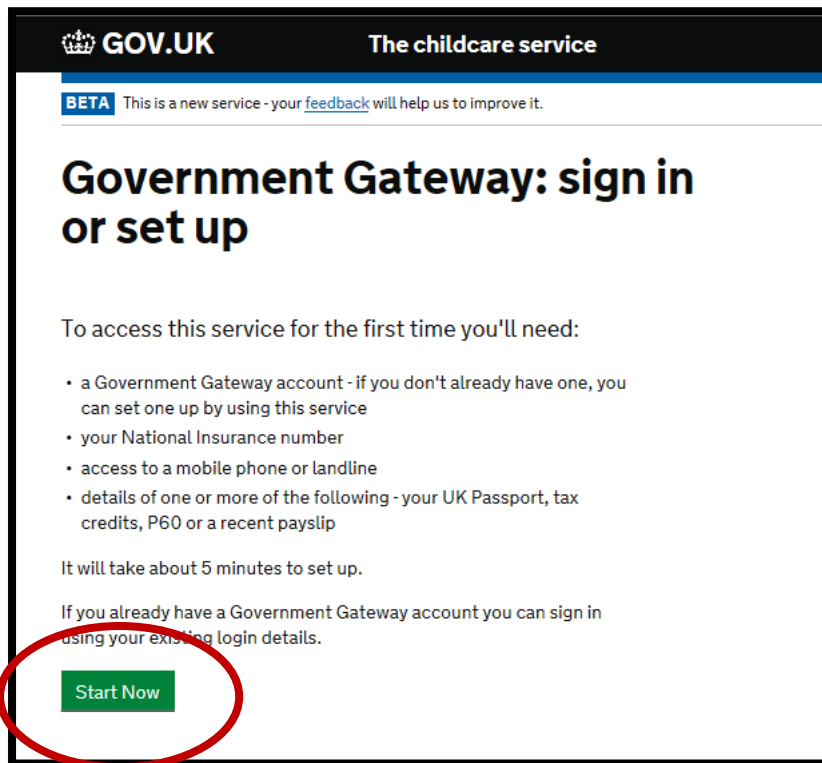
Date of birth
For example, 24 04 1997

Day Month Year

[Continue](#)

Step 4

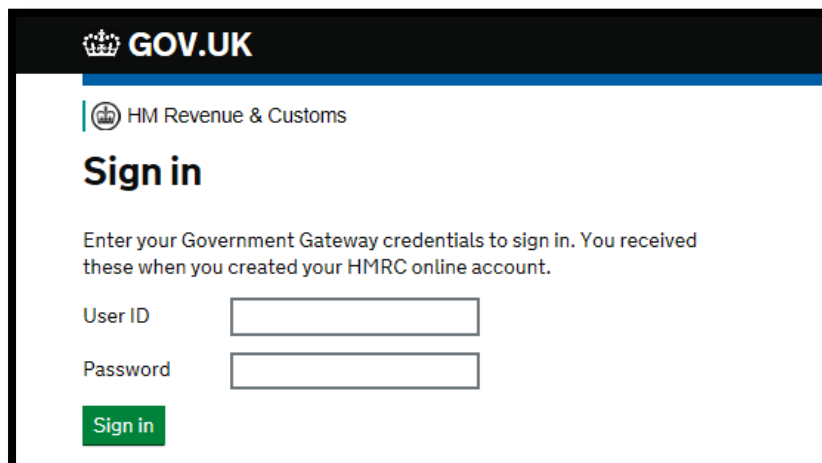
Click on the green button labelled 'Start Now'



The screenshot shows the top of a GOV.UK page for 'The childcare service'. A blue banner at the top left says 'BETA This is a new service - your [feedback](#) will help us to improve it.' The main heading is 'Government Gateway: sign in or set up'. Below this, it says 'To access this service for the first time you'll need:' followed by a bulleted list: 'a Government Gateway account - if you don't already have one, you can set one up by using this service', 'your National Insurance number', 'access to a mobile phone or landline', and 'details of one or more of the following - your UK Passport, tax credits, P60 or a recent payslip'. It then states 'It will take about 5 minutes to set up.' and 'If you already have a Government Gateway account you can sign in using your existing login details.' At the bottom, there is a green button labeled 'Start Now' which is circled in red.

Step 5

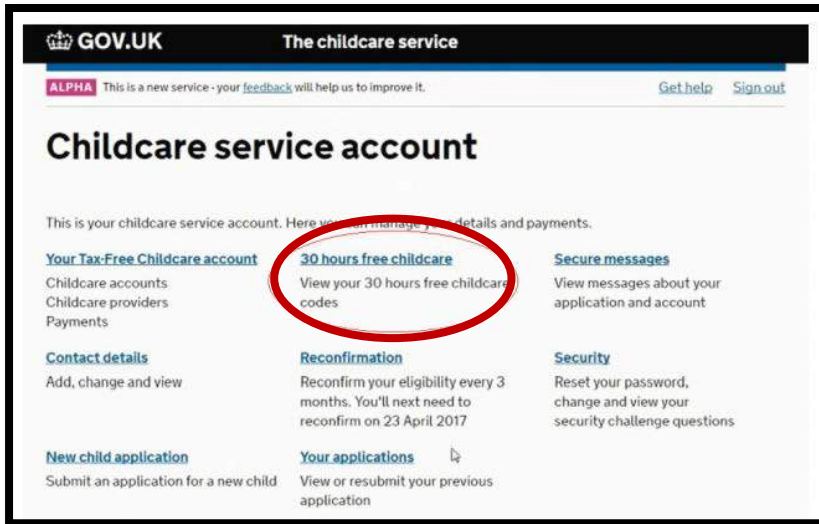
Enter your Government Gateway User ID and Password and then click the green button labelled 'Sign in'



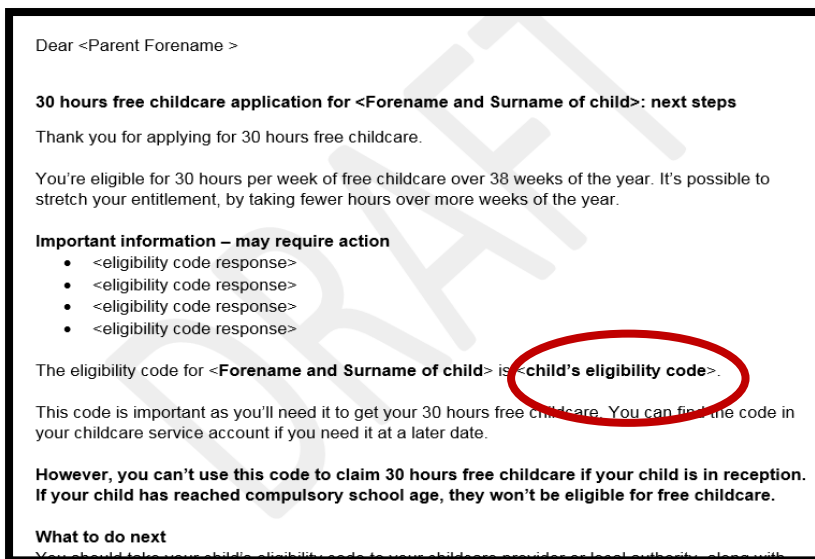
The screenshot shows the sign-in page for HM Revenue & Customs. The GOV.UK logo is at the top left, and 'HM Revenue & Customs' is displayed below it. The heading is 'Sign in'. The text reads: 'Enter your Government Gateway credentials to sign in. You received these when you created your HMRC online account.' There are two input fields: 'User ID' and 'Password'. Below the fields is a green button labeled 'Sign in'.

Step 6

Your childcare account will now be displayed. Click '30 hours free childcare' to see your 11 digit code, which usually starts with '5000...'



Or you can click on 'Secure messages' where you will see a message that looks like this, populated with your information.



Please note a small number of parents will have been issued with a temporary code which starts "11..." These will only have been issued over the phone by HMRC and parents will have received a letter containing this from HMRC too.

If you are still struggling to access your account, please contact HMRC's call centre on **0300 123 4097**.