



# **Free school presumption: Thanington Primary School specification**

## Section A - Introduction

Under section 6A of the Education and Inspections Act 2006 (the ‘free school presumption’) where a local authority identifies the need to establish a new school it must, in the first instance, seek proposals to establish an academy. *Kent County Council* has identified the need to establish a new *Primary School in Thanington, Canterbury* to open in September 2025.

### Introduction.

Kent County Council (KCC), as the Strategic Commissioner of Education Provision in the County, is responsible for ensuring there are sufficient high-quality places for all learners, while at the same time fulfilling our other responsibilities to raise education standards and be the champion of children and their families in securing good quality education.

Our Commissioning Plan for Education Provision in Kent 2023-2027 is key to achieving our aims and identifies the need for new school provision across Kent. One such need is for a new 2 form of entry (eventual 420 place) primary school with a 26 (full time equivalent) place nursery in Thanington, Canterbury, to open by September 2025. Therefore, under section 6A of the Education and Inspections Act 2006 (the ‘free school presumption’) we are seeking sponsors to establish a free school in Thanington.

### Evidence of Need.

Canterbury City Council’s current Local Plan, adopted on 13 July 2017, proposed a total of just over 16,000 new homes during the Plan period up to 2031. Canterbury City Council is now in the process of consulting on their new Local Plan, which will set the blueprint for development and housing growth across the district up to 2040. The Canterbury Infrastructure Delivery Plan (2019) identified the provision of a 2FE Primary School site within the strategic site allocation at Cockerling Farm, Thanington (Policy SP3, Site 11). This is critical infrastructure required to support the delivery of the 2017 Canterbury District Local Plan and meet local need.

The new housing developments in Thanington will result in additional demand for primary and secondary school places in Canterbury City. The expected primary pupil product for these developments is 322 primary pupils. Further housing development set out within Canterbury City Council’s new Local Plan will give rise to further pupil population growth. This demand cannot be met by current local primary schools, therefore a new 2FE primary school at Cockerling Farm, Thanington is required to meet the need.

The new Thanington 2FE Primary school will sit within the Canterbury City planning group. The tables below show the forecast need for primary school places in Canterbury City and the adjoining primary planning groups for both Year R and Year R to 6. Forecast 2022, Kent Commissioning Plan 2023-2027.

**Figure 1 - School-based surplus / deficit capacity summary (Year R)**

| Planning Group name            | 2021-22 capacity | 2021-22 (Actual) | 2022-23 (Forecast) | 2023-24 (Forecast) | 2024-25 (Forecast) | 2025-26 (Forecast) | 2026-27 (Forecast) | 2027-28 (Forecast) | 2028-29 (Forecast) | 2029-30 (Forecast) | 2030-31 (Forecast) | 2031-32 (Forecast) | 2031-32 capacity |
|--------------------------------|------------------|------------------|--------------------|--------------------|--------------------|--------------------|--------------------|--------------------|--------------------|--------------------|--------------------|--------------------|------------------|
| Canterbury City                | 465              | 50               | 23                 | 31                 | 31                 | 38                 | 43                 | 49                 | 58                 | 69                 | 82                 | 98                 | 465              |
| Marshside                      | 119              | 9                | 3                  | 2                  | 5                  | 13                 | 13                 | 13                 | 13                 | 13                 | 13                 | 13                 | 119              |
| Bridge, Barham and Adisham     | 105              | 7                | -17                | -14                | -23                | -33                | -36                | -39                | -42                | -45                | -48                | -52                | 105              |
| Littlebourne and Wickhambreaux | 30               | 0                | -3                 | -5                 | -9                 | -8                 | -9                 | -9                 | -9                 | -10                | -10                | -11                | 30               |

|   |            |           |           |           |           |           |           |           |           |           |           |           |            |
|---|------------|-----------|-----------|-----------|-----------|-----------|-----------|-----------|-----------|-----------|-----------|-----------|------------|
| Chartham and Petham                                 | 84         | 14        | 12        | 11        | 16        | 19        | 20        | 21        | 22        | 23        | 23        | 23        | 75         |
| <b>Canterbury City and Adjoining planning Areas</b> | <b>803</b> | <b>80</b> | <b>19</b> | <b>24</b> | <b>20</b> | <b>29</b> | <b>31</b> | <b>35</b> | <b>42</b> | <b>51</b> | <b>60</b> | <b>71</b> | <b>794</b> |

**Figure 2 - School-based surplus / deficit capacity summary (all primary year groups)**

| Planning Group name                                 | 2021-22 capacity | 2021-22 (Actual) | 2022-23 (Forecast) | 2023-24 (Forecast) | 2024-25 (Forecast) | 2025-26 (Forecast) | 2026-27 (Forecast) | 2027-28 (Forecast) | 2028-29 (Forecast) | 2029-30 (Forecast) | 2030-31 (Forecast) | 2010-32 (Forecast) | 2031-32 capacity |
|---|------------------|------------------|--------------------|--------------------|--------------------|--------------------|--------------------|--------------------|--------------------|--------------------|--------------------|--------------------|------------------|
| Canterbury City                                     | 3,295            | 181              | 138                | 32                 | -15                | -57                | -58                | -50                | -29                | 36                 | 92                 | 166                | 3,295            |
| Marshside   | 758              | 38               | 17                 | -10                | -34                | -45                | -33                | -22                | -6                 | 17                 | 40                 | 56                 | 833              |
| Bridge, Barham and Adisham                          | 735              | 10               | -26                | -66                | -108               | -151               | -193               | -236               | -291               | -321               | -359               | -392               | 735              |
| Littlebourne and Wickhambreaux                      | 225              | -7               | -14                | -30                | -40                | -50                | -54                | -59                | -67                | -73                | -77                | -78                | 210              |
| Chartham and Petham                                 | 572              | 89               | 98                 | 90                 | 88                 | 93                 | 99                 | 97                 | 107                | 119                | 132                | 139                | 525              |
| <b>Canterbury City and Adjoining Planning areas</b> | <b>5,585</b>     | <b>311</b>       | <b>213</b>         | <b>16</b>          | <b>-109</b>        | <b>-211</b>        | <b>-239</b>        | <b>-270</b>        | <b>-287</b>        | <b>-222</b>        | <b>-173</b>        | <b>-110</b>        | <b>5,598</b>     |

The forecast indicates that there will be a pressure for places across all year groups from 2024/2025. It is evident that there will be insufficient capacity in the local planning areas to meet the need of extra pupils from the housing development as it is built out.<sup>1</sup>

### Profile of Area.

**Figure 3. Canterbury City Primary Schools and Chartham and Petham Primary Schools**

| Planning Group      | School  | Status               |
|---------------------|---|----------------------|
| Canterbury City     | Blean Primary School                              | Community            |
|                     | Canterbury Primary School                         | Academy              |
|                     | Parkside Community Primary School                 | Community            |
|                     | Pilgrims' Way Primary School                      | Academy              |
|                     | St. John's CE Primary School (Canterbury)         | Voluntary Controlled |
|                     | St. Peter's Methodist Primary School (Canterbury) | Voluntary Controlled |
|                     | St. Stephen's Infant School                       | Academy              |
|                     | St. Stephen's Junior School                       | Academy              |
|                     | St. Thomas' RC Primary School (Canterbury)        | Voluntary Aided      |
|                     | Wincheap Foundation Primary School                | Foundation           |
| Chartham and Petham | Chartham Primary School                           | Academy              |
|                     | Petham Primary School                             | Academy              |

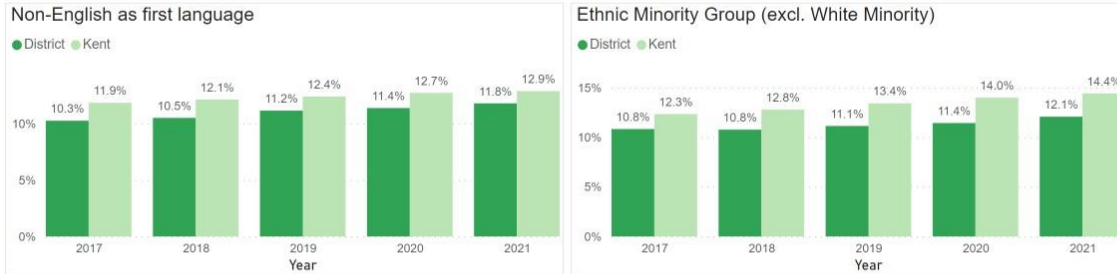
<sup>1</sup> Forecasts do not include all planned strategic housing development, only those developments that have secured planning and have commenced at the time forecasts are produced.

**Figure 4 Canterbury District Primary School CATIE report (29/07/2022)**

District:  School Type:  **Canterbury Primary Schools**

**Demographics**

Pupils (January 2021): 10,389  
 Percentage of County pupils: 8.2%

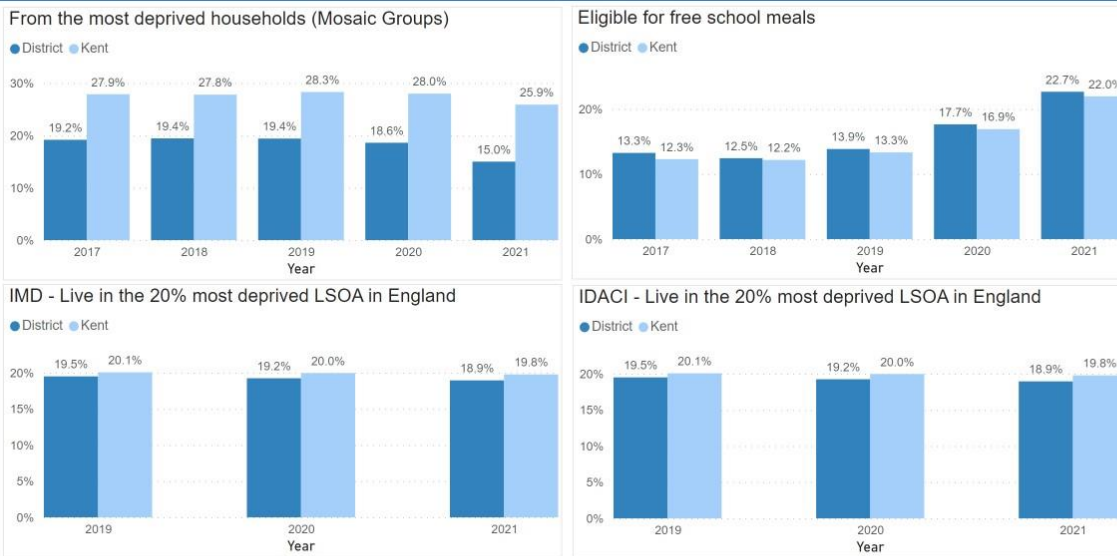


Source: Kent Analytics' CYP Integrated Datasets Year R-11  
 Please note that these figures may not reflect other KCC published figures.



District:  School Type:  **Canterbury Primary Schools**

**Deprivation**



IMD - Index of Multiple Deprivation (2019)  
 IDACI - Income deprivation affecting children index (2019)

Source: Kent Analytics' CYP Integrated Datasets Year R-11  
 Please note that these figures may not reflect other KCC published figures.

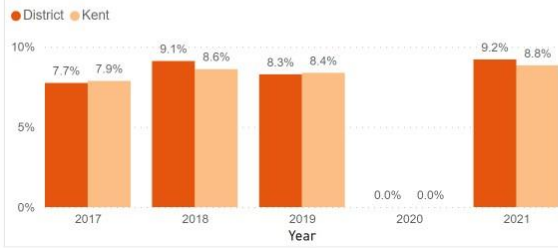


District:  School Type:

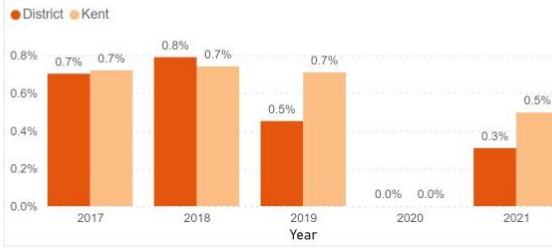
### Canterbury Primary Schools

#### Attendance & Exclusions

Attendance below 90%



Exclusions



There is no 2020 data and 2021 attendance may be higher due to the COVID pandemic.

Source: Kent Analytics' CYP Integrated Datasets Year R-11  
Please note that these figures may not reflect other KCC published figures

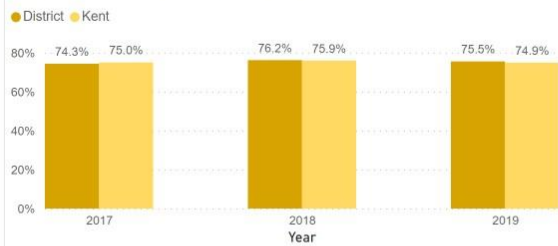


District:  School Type:

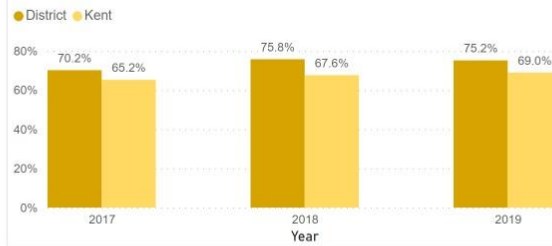
### Canterbury Primary Schools

#### Primary School Attainment

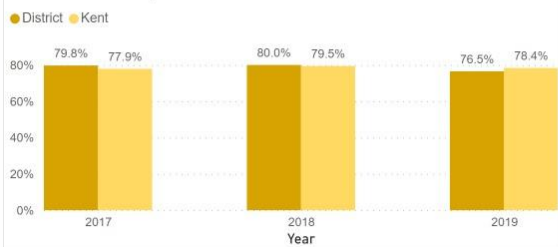
EYFSP - Good level of development



KS2 - reached expected or higher standard



Phonics - Met required standard



Source: Kent County Council CYPE Management Information  
Please note that these figures may not reflect other KCC published figures

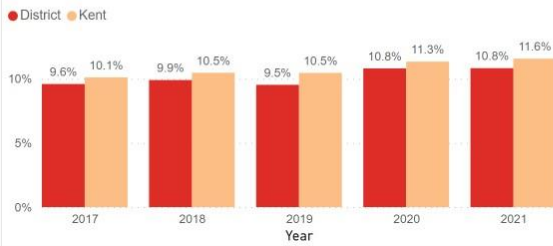


District:  School Type:

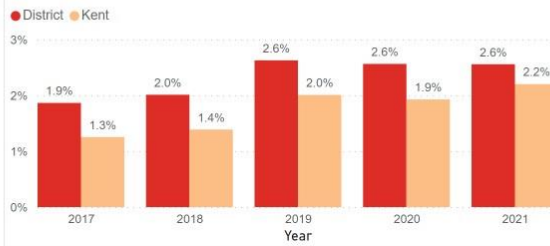
### Canterbury Primary Schools

#### Special Educational Needs & Disabilities

SEN Support



Education Health & Care Plan



SEN Support

| Year | District SEN Support Pupils | Percentage of County | Kent SEN Support Pupils |
|------|-----------------------------|----------------------|-------------------------|
| 2017 | 997                         | 8.0%                 | 12,463                  |
| 2018 | 1,028                       | 7.9%                 | 13,092                  |
| 2019 | 993                         | 7.5%                 | 13,188                  |
| 2020 | 1,129                       | 7.9%                 | 14,333                  |
| 2021 | 1,125                       | 7.7%                 | 14,604                  |

EHCP

| Year | District EHCP Pupils | Percentage of County | Kent EHCP Pupils |
|------|----------------------|----------------------|------------------|
| 2017 | 194                  | 12.5%                | 1,547            |
| 2018 | 209                  | 12.0%                | 1,738            |
| 2019 | 274                  | 10.8%                | 2,534            |
| 2020 | 268                  | 11.0%                | 2,439            |
| 2021 | 266                  | 9.6%                 | 2,782            |

Percentage of County pupils in the district for comparison: 8.2%



The number of pupils with an EHCP is a combination of both the school census and SEN2 returns as at January, so may not reflect other KCC published figures.

Source: Kent Analytics' CYP Integrated Datasets Year R-11

Please note that these figures may not reflect other KCC published figures

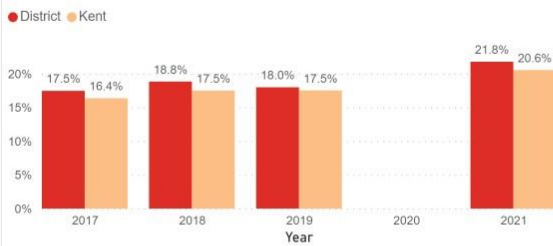


District:  School Type:

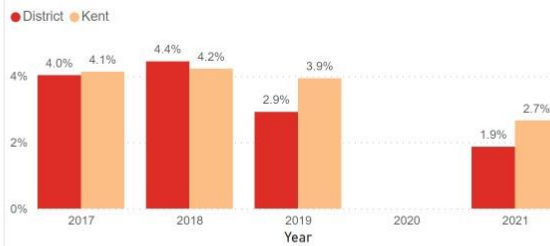
### Canterbury Primary Schools

#### Special Educational Needs & Disabilities - Attendance & Exclusions

SEND Attendance below 90%



SEND Exclusions



| Year | SEND pupils | Percentage of County | SEND pupils with attendance below 90% | Percentage of County | Year | SEND pupils excluded | Percentage of County |
|------|-------------|----------------------|---------------------------------------|----------------------|------|----------------------|----------------------|
| 2017 | 1,191       | 8.5%                 | 208                                   | 9.1%                 | 2017 | 48                   | 8.3%                 |
| 2018 | 1,237       | 8.3%                 | 233                                   | 9.0%                 | 2018 | 55                   | 8.8%                 |
| 2019 | 1,267       | 8.1%                 | 228                                   | 8.3%                 | 2019 | 37                   | 6.0%                 |
| 2020 | 1,397       | 8.3%                 |                                       |                      | 2020 |                      |                      |
| 2021 | 1,391       | 8.0%                 | 303                                   | 8.5%                 | 2021 | 26                   | 5.6%                 |

Percentage of County pupils in the district for comparison: 8.2%

The number of pupils with an EHCP is a combination of both the school census and SEN2 returns as at January, so may not reflect other KCC published figures.



Includes both pupils with SEN support or an EHCP  
There is no 2020 data and 2021 attendance may be higher due to the COVID pandemic.

Source: Kent Analytics' CYP Integrated Datasets Year R-11

Please note that these figures may not reflect other KCC published figures



Thanington sits within the Wincheap ward in Canterbury District and Ward information can be found at [Area profiles - Kent County Council](#)

Additional information including equality and diversity, and deprivation and poverty can be found at [Facts and figures about Kent - Kent County Council](#)



The authority is therefore seeking proposals from appropriate sponsors to open this new school. This school would be deemed a free school. Proposers should complete the Free School Presumption application form and send it to: [ekareaeducation@kent.gov.uk](mailto:ekareaeducation@kent.gov.uk) no later than 4pm on 23 June 2023 for the attention of Marisa White, Area Education Officer (East Kent)

Further information and all documentation can be found at [Provision of new schools - Kent County Council](#)

## Application Process and Assessment Criteria

You will need to complete the full application form and return it to us by 4pm on 23 June 2023.

| Event  | Proposed Dates                  |
|--|---------------------------------|
| Community Consultation   | 7 November to 19 December 2022. |
| Start of the presumption competition - Invitation to submit a proposal published | 4 May 2023                      |
| Deadline for receipt of applications   | 23 June 2023                    |
| KCC informs DfE of all proposals received  | 26 June 2023                    |
| Promoter Shortlisting Panel meets  | Week commencing 3 July 2023     |
| Education Commission Assessment Panel considers proposals                        | Week commencing 10 July 2023    |
| KCC submits proposals to the Secretary of State                                  | July 2023                       |
| Secretary of State appoints the successful sponsor                               | September 2023                  |
| New school opens   | September 2025                  |

All documents are available via this link:

[Provision of new schools - Kent County Council](#)

Potential sponsors who are not on the DfE's approved sponsor list **must go through the approval process before submitting an application**. Details of how to apply to be an approved sponsor can be accessed via this link:

[Sponsor an academy - GOV.UK \(www.gov.uk\)](https://www.gov.uk)

We will evaluate proposals received and provide the DfE with copies of the proposals and our assessment of them. Our assessment criteria mirrors, as far as possible, those used by the DfE. These focus on strategic vision, educational capacity and performance, financial planning and operational capacity and governance.

Additionally, we would expect sponsors to demonstrate:

- How they will ensure that pupil achievement and rates of progress are above national expectations.
- How they will ensure vulnerable groups of pupils perform as well as other children.
- That they have a strong culture of working collaboratively with other education providers locally and in other parts of Kent.
- How they will support the community in Thanington, including their commitment to working in partnership with local stakeholders.
- How they will deliver high quality provision for children with SEN and disabilities and Children in Care.

- How the school will meet the local needs and engage in district based working
- How the school would meet the wide variety of learning needs in the system and to be aware that the CATIE dashboard will be used to monitor this
- How you would ensure that provision meets the Mainstream Core Standards  
[Special educational needs mainstream core standards \(kelsi.org.uk\)](https://www.kelsi.org.uk)

You will need to submit a focussed and coherent education plan as part of Section C of the application. Also, you will need to submit a 3-year budget plan as part of Section F of the application.

KCC will make a recommendation to the Secretary of State as to its preferred provider. The DfE Regional Director for the South East on behalf of the Secretary of State, will consider the local authority assessments and recommendations before taking the decision on which proposer they judge to be in the best position to take forward the new school. The Regional Director will inform the Local Authority and the successful proposer of its decision, and the Local Authority will inform any unsuccessful proposers.

If you would like further information or wish to discuss your application, please contact *Marisa White, Area Education Officer on 3000 418794*

Please return your completed form to [ekareaeducation@kent.gov.uk](mailto:ekareaeducation@kent.gov.uk) no later than 4pm on 23 June 2023 for the attention of *Marisa White, Area Education Officer (East Kent)*

**NB:** the local authority led free school presumption is a different route to the DfE's free school programme. Further information about how to establish a new school via the DfE's free school programme route can be found at: [Opening a free school or maths school - GOV.UK \(www.gov.uk\)](https://www.gov.uk)

## Section B - The School

The new primary school at Cockerling Farm, Thanington will provide 420 places (2FE) for pupils aged 4 to 11 years and is planned to open in September 2025. We are planning for the school to open initially as a 1form of entry school of 30 pupils in Year R (reception year) growing year on year. The second reception class will open at a future date as the housing development expands and houses are occupied, this is to ensure that there is not over supply of primary school places in Canterbury and that additional places are brought forward as demand increases. We are also proposing to establish a 26-place nursery provision within the new school. The intention is that the nursery will open in September 2025 along with a Reception Year class offering 30 places.

### Key Details:

- *Opening date: September 2025*
- *Site / location (including any maps)/ postcode:*  
The site for the new 2FE primary school was identified by the developers and confirmed by KCC as suitable for the delivery of the new primary school. In 2016, Canterbury City Council granted outline planning permission for a primary school on the site proposed, as part of planning application CA//15/01479. Postcode reference CT1 3ZL

Figure 5 shows the location and situation of the new primary school.



Plans for the school will be refined and submitted for planning permission as the project develops and once a sponsor has been appointed to establish the school.

**Figure 5 – Site**



- *Pupil capacity*  
Once fully built-out, the school will provide 420 places, with a Published Admissions Number of 60.
- *Planned initial PANs, number of forms of entry on opening and expected rate of growth.*  
Initially the school will open in September 2025 with a PAN of 30 (1Form of Entry) for Year R

**Figure 6 shows the initial proposal for the growth of the school for the first 5 years**

|                | Nursery | Year R | Year 1 | Year 2 | Year 3 | Year 4 | Year 5 | Year 6 | Total Year R to Year 6 Pupil Numbers |
|----------------|---------|--------|--------|--------|--------|--------|--------|--------|--------------------------------------|
| <b>2025/26</b> | 26      | 30     | 0      | 0      | 0      | 0      | 0      | 0      | <b>30</b>                            |
| <b>2026/27</b> | 26      | 30     | 30     | 0      | 0      | 0      | 0      | 0      | <b>60</b>                            |
| <b>2027/28</b> | 26      | 30     | 30     | 30     | 0      | 0      | 0      | 0      | <b>90</b>                            |
| <b>2028/29</b> | 26      | 30     | 30     | 30     | 30     | 0      | 0      | 0      | <b>120</b>                           |
| <b>2029/30</b> | 26      | 30     | 30     | 30     | 30     | 30     | 0      | 0      | <b>150*</b>                          |

\* This does not include the nursery provision and is for Year R to Year 6 only.

\* The growth pattern may change if housing and population growth escalates over the period. This will be kept under review.

- *Proposed admission arrangements, including catchment area if applicable.*  
All promoters are required to follow the DfE School Admissions Code and the School Admission Appeals Code. Promoters will be required to participate in KCC's co-ordinated scheme for the normal admission rounds and KCC's In-year Fair Access policy and procedures.
- *Type of school*  
Free School
- *Phase of education and age range*  
*The school will be a mixed school for boys and girls aged between 4 and 11 years.*
- *Gender (boys/girls/mixed)*
- *Nursery provision*  
*The school will house a 26FTE place nursery which can either be operated separately by the Trust, or by a private/voluntary provider.*
- *Community use / shared facilities*  
The school will play an important role in the community of Thanington. Its influence and engagement have to be wider than simply the education of its pupils. It is expected that the facilities need to be accessible to the community out of school hours, its activities should seek to involve the wider population, and its ethos must be inclusive and outward looking.
- *Transport arrangements*  
[School transport - Kent County Council](#)
- *Character/Ethos of school*
- *Equalities impact analysis*  
KCC has conducted an equalities impact assessment (EQIA) see section G for further details on the EQIA.
- *Details of the site/ building, including details of ownership*  
The school will be procured by KCC and built to the agreed EFA specification for a 2FE primary school. Initially the school will be built as a 1FE school with core facilities for a 2FE school. The school will be expanded to a 2FE school as the pupil need increases.

The site and buildings will be leased to the free school/academy trust for 125 years.

## Section C - Vision

Applicants should take account of the relevant criteria in Annex C of the free school presumption guidance.

As a minimum, please ensure you include the following:

- A strong educational vision and a curriculum delivery based on high standards of attainment for each key stage.
- Plans for appropriate engagement with the local community and parents during the pre-opening period and any on-going engagement.
- Excellent support facilities to meet the needs of all children, including looked after children, those with Special Educational Needs, etc.
- A commitment to excellent outcomes and high quality of teaching and learning
- A commitment to meet local needs and engage in district based working.

## Section D - Education Plan

Applicants should take account of the relevant criteria in Annex C of the free school presumption guidance.

As a minimum please ensure you include the following:

- An ambitious, broad, and balanced, deliverable curriculum plan which is consistent with the vision and pupil intake. This could include a curriculum table and pupil build up chart.
- Strategies for measuring pupil performance effectively and setting challenging targets.
- A staffing structure that will deliver the planned curriculum within the expected income levels; with a focus on outstanding teaching (including strategies for effective performance management). This could also include an organogram and staff build up chart.
- The needs of all children are fully provided for and how the school will be fully inclusive.
- Demonstrate how you would meet the wide variety of learning needs in the system and to be aware that the CATIE dashboard will be used to monitor this.
- Demonstrate how you would meet the Mainstream Core Standards.
- Details of enrichment and extended services, for example, breakfast clubs, sports clubs, homework clubs and music/art clubs
- The school's approach to: PHSE; the Prevent Duty; safeguarding and welfare; and promoting fundamental British values (democracy, the rule of law, individual liberty, mutual respect, and tolerance of those with different faiths and beliefs)

## Section E - Capacity and Capability

Applicants should take account of the relevant criteria in Annex C of the free school presumption guidance.

As a minimum please ensure you include the following:

- The resources you would draw on and/or deploy to support the development of the new free school by the opening date.
- Clear evidence that you have the range of skills and abilities necessary to set up and then run a school effectively, including managing school finances; leadership; project management; marketing; human resources; safeguarding; and health and safety
- How the school would be organised and what the governance arrangements would look like, including a diagram of the proposed structures

## Section F - Funding and Costs

### Capital Funding

The estimated cost for the new school is £9.9m and will be delivered in two phases to ensure that there will not be an over- supply of places.

| Phase | Build | Cost |
|-------|-------|------|
|-------|-------|------|

|              |  |       |
|--------------|--|-------|
| Phase 1      | 1FE classrooms (plus nursery class) and core facilities for the 2FE school including Hall, PE, dining facilities and external play, social and sports provision. | £8m   |
| Phase 2      | 1FE expansion (7 additional classrooms and adjacent facilities)  | £1.9m |
| <b>Total</b> | 2FE school   | £9.9m |

Developer Contributions via a s106 agreement totalling £6,396,342.88 have been requested and agreed towards the new 2FE Thanington Primary School. Trigger points in the s106 will release the developer contributions as the new houses are built and occupied. KCC will be asked to provide the residual funding from the Children, Young People and Education capital budget.

|                             |                      |
|-----------------------------|----------------------|
| Developer contributions     | £6,396,342.88        |
| KCC capital contributions   | £3,503,657.12        |
| <b>Total cost of school</b> | <b>£9,900,000.00</b> |

### Revenue Funding:

**Pupil Growth Funding:** In accordance with the Pupil Growth Policy established by KCC and its Schools' Funding Forum, the school will receive guaranteed funding during the first three years. For the purposes of providing a guaranteed budget we are assuming the following organisation (Table 1).

**Table 1: Proposed Funding Numbers at the new school over the first 3 years**

| Year    | Year R | Year 1 | Year 2 | Year 3 | Year 4 | Year 5 | Year 6 | Pupil Numbers Funded |
|---------|--------|--------|--------|--------|--------|--------|--------|----------------------|
| 2025/26 | 30     | 30     | 30     | 0      | 0      | 0      | 0      | 90                   |
| 2026/27 | 30     | 30     | 30     | 30     | 30     | 0      | 0      | 150                  |
| 2027/28 | 30     | 30     | 30     | 30     | 30     | 30     | 0      | 180                  |

Appendix 1 is an example 3 year budget. The rates provided in the budget are based on the 2023-24 amounts, future years do not have an uplift as we don't know it at this time. The proportions for each factor are based on what the ESFA say, and the second year will then be based on the data the school provides on the children that have come in the first year.

Beyond this time the structure will be determined by pupil numbers and the school's budget. On opening, the new school will be funded directly by the Education Funding Agency.

**Furniture and Equipment:** £6k per classroom will be provided towards the cost of furniture and equipment. This will be given to the Trust for them to undertake procurement.

**Start up Costs:** A one-off £25,000 grant will be provided to the successful sponsor by the Department for Education to cover legal expenses. KCC will provide a budget of £50,000 for start-up costs which will typically commence from January through to 31 August prior to the new school opening on 1 September 2025. KCC has significant experience of opening maintained schools, and academies, using this funding mechanism. KCC will not pay further "Project Management Costs" to the sponsor. Therefore, potential sponsors will need to confirm that they would be prepared to proceed on this basis if they are selected.

## Section G - Impact and Equalities Assessments

As prescribed by section 9 of the Academies Act 2010 and section 149 of the Equality Act 2010, the local authority must assess the potential impact of any new school on existing educational provision in the area. The local authority must also consider whether the new school would impact on any groups with protected characteristics.

Kent County Council conducted an Equality Impact Assessment (EQIA) for the proposal to open the new primary school and the full assessment can be found in appendix 1

The outcome of the EQIA advised There will be more places available to meet the demand for places in Thanington, Canterbury and the surrounding area. With the additional housing developments in Thanington and the surrounding areas families will be able to attend their local school provision and not have to travel distances to school.

The positive impacts have been identified as

- Ensure there are sufficient primary school places for children and families in Thanington and the surrounding area which are accessible and available for pupils.
- Ensure that there is sufficient local provision to meet the need of new local housing.

Careful consideration has been given to any impact that the new school may have on other primary schools in Canterbury district. The new primary school will initially open as a 1FE primary school, growing year on year, with the second reception class opening at a future date as the housing development expands and houses are occupied. This phased approach will ensure that there are not too many primary school places in Canterbury and will prevent any negative impact on existing schools in Canterbury.