

Kent Resource Partnership

The KRP comprises all 13 Kent councils, working together for the benefit of Kent taxpayers and the wider economy

KRP Materials End Destinations and Annual Report 2014/15



Published by the Kent Resource Partnership on behalf of the following KRP constituent councils:-

Ashford BC, Canterbury CC, Dartford BC, Dover DC, Gravesham BC, Kent CC, Maidstone BC, Sevenoaks DC, Shepway DC, Swale BC, Thanet DC, Tonbridge & Malling BC and Tunbridge Wells BC.

Information in this publication may be used without charge and without licence subject to the original context for information being maintained and the KRP accredited as the source.

Publication Date: March 2016.

© Copyright 2016 of Sevenoaks District Council on behalf of the Kent Resource Partnership

Important: all data in this publication is derived from three main sources as follows: -

- Kent County Council is the primary source for tonnage information and residual waste destinations.*
- Waste Data Flow in terms of summary information on data input by the 13 councils.*
- Waste management companies in relation to countries of end destinations and quantities.*

The Kent Resource Partnership staff are entirely reliant on these sources and do not, and can not, produce original data themselves.

NOTE 1

For this financial year, some dry-recycling tonnage from the 13 Kent councils was processed through Materials Recycling Facilities (MRFs) or with companies who may send their feedstocks abroad (e.g. wood for biomass). The KRP thanks Countrystyle Recycling Ltd, FCC Environment, Greenstar Environmental Ltd (Biffa), Ideal Waste Paper Co Ltd, Valpak Recycling Ltd, Veolia ES Cleanaway (UK) Ltd and Viridor Waste Kent Ltd for the provision of information to us about the countries of end destination of their outputs. The KRP is very grateful for the co-operation shown. There were no companies who refused to provide details of countries of end destinations when asked by the KRP.

NOTE 2

On the basis of industry experience for tonnages via charities, we have allocated tonnages 'abroad'. This includes items (e.g. clothes) that are collected by UK based charities and re-used by people in other countries.

NOTE 3

On advice from Kent County Council on destinations of materials to companies listed on pages 36 & 37, 80% is treated as being in Kent, 10% other UK and 10% abroad.

NOTE 4

Waste Data Flow publishes information for 'Kent County Council' even though this is an amalgamation of all 13 Kent councils' information. Thus, the information for Kent Resource Partnership on pages 6 to 11 also incorporates all tonnages for Kent County Council.

Note 5

Every effort has been made to ensure the figures in this publication are correct. However, as the figures are based heavily on information from the national Waste Data Flow system, factors that impact on calculations are very likely to be replicated in this publication. Additionally, if the publication includes an inadvertent error, we would be pleased to be advised. In the first instance, please contact the KRP Manager, Paldeep Bhatti by email at: paldeep.bhatti@kentrp.org.uk.

Contents

Foreword	4
Kent Resource Partnership	5-11
Ashford Borough Council	12-13
Canterbury City Council	14-15
Dartford Borough Council	16-17
Dover District Council	18-19
Gravesham Borough Council	20-21
Maidstone Borough Council	22-23
Sevenoaks District Council	24-25
Shepway District Council	26-27
Swale Borough Council	28-29
Thanet District Council	30-31
Tonbridge & Malling Borough Council	32-33
Tunbridge Wells Borough Council	34-35
Waste Data Flow 'Other/Exempt' Details	36-37

Foreword



*Cllr Rory Love,
Chairman of KRP & Cabinet Member for Customers,
Communications & Digital Delivery, Shepway District Council*



*Cllr Jill Anderson,
Vice-Chair of the KRP & Cabinet Member for Housing and
Environment Services, Tonbridge & Malling Borough Council*

2014/15 is the fourth year for which the Partnership has compiled data on the end destinations of materials. Our motivation is that openness and transparency with our residents is the surest way to gain and retain their confidence in our high-achieving, recycling and waste resource services across Kent.

For 2014/15 the total household materials collected by the 13 Kent councils was just over 711,000 tonnes, a small, 1.8% increase on the previous year. This is in line with the increased national trend on household tonnage, related to the growing economy. There is a continuing need for further collaborative work between councils, residents, retailers, producers, and others to minimise waste – with a particular emphasis on avoidable food waste.

Around 90% of Kent's household waste tonnage was reprocessed within the UK and the vast majority – nearly three-quarters of all tonnage – was treated in Kent. Just 10% of Kent's household waste is sent abroad by waste companies with the majority being reprocessed within Europe.

We are pleased to announce that the Partnership's collective recycling rate for 2014/15 was 45.6%, surpassing our 45% recycling target for 2015/16 a year ahead of our ambitious plans. The Partnership recognises there are continuing pressures on weight-based dry recycle targets; not least from positive environmental changes such as the light-weighting of packaging. We will therefore continue to work together to maximise the capture of recyclable resources across Kent.

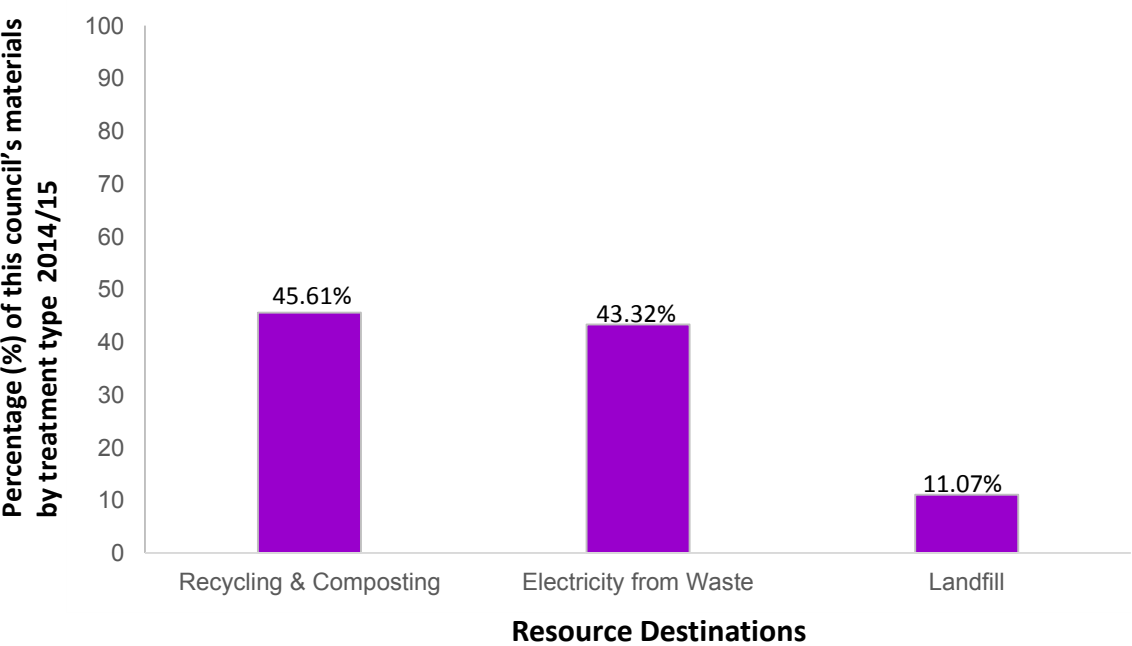
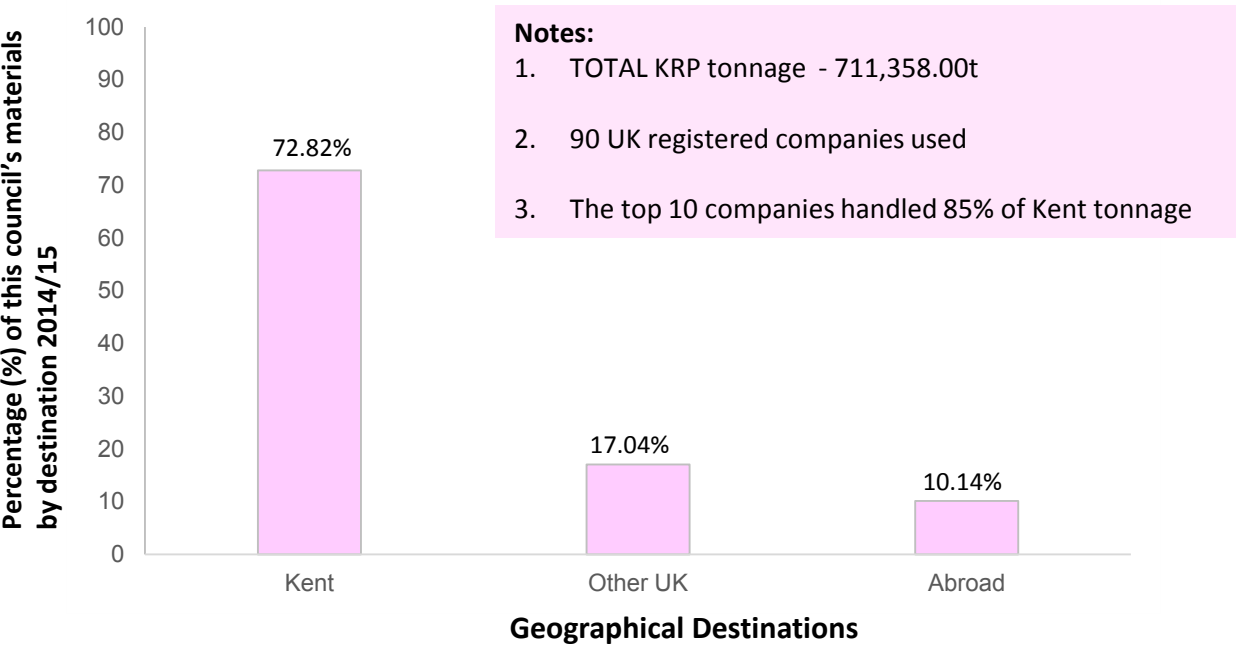
Diversion of household waste from landfill continues to be a major priority for the Partnership. In 2014/15 we achieved the biggest single-year reduction since we started publishing the End Destinations Annual Report; a cut of 7 percentage points. This takes our landfill figure to just 11%, and places us within striking distance of the Partnership's collective objective of sending no more than 10% of Kent's discarded materials to landfill by 2015/16. Our medium term goal remains that no more than 5% be landfilled by 2020.

We would like to acknowledge the extensive work to produce this publication by the new Partnership Manager, Paldeep Bhatti, Paul Vanston (former Partnership Manager), and Cathy Smythe (Kent County Council), coupled with the assistance from the Resource Association and the continued co-operation from waste management companies. We also welcome the continuing efforts across the industry to gain greater insight into the end destinations of household materials.

Kent Resource Partnership

The bar charts below represent the KRP’s tonnage in terms of its geographical destinations (Kent, other UK or abroad) and resource destination (recycling & composting, electricity from waste & landfill) respectively.

Further details are provided overleaf.



Kent Resource Partnership: Contractor Details

The following information has been sourced, as best as possible and practicable, from Waste Data Flow and waste management companies. On pages 5 to 11, the ‘Kent Resource Partnership’ should be taken as referring to ‘Kent County Council’ on Waste Data Flow listings.

Every effort has been made to ensure the accuracy of details throughout the publication.

No	Company Details	Tonnes (t)	Tonnage (%)	Material	Kent	Other UK	Abroad
1	Kent Enviropower Ltd (Energy to Waste) 20/20 Business Park, Laverstoke Rd, Allington, Maidstone, Kent ME16 0LE	301,591.39	42.40%	Residual Waste to Electricity HWRC Residual Waste to Electricity Co-Mingled Reject to Waste to Energy	301,591.39		
2	Countrystyle Recycling Ltd Ridham, Ridham Dock Rd, Iwade, Nr Sittingbourne, Kent ME9 8SR (See NOTE 1 Page 2)	63,451.05	8.92%	Clear Glass Green Glass Mixed Glass Mixed Plastic Bottles Food Garden Waste Plasterboard Wood	9,517.66	27,918.46	26,014.93 (25,505.41 Belgium, 509.52 Portugal)
3	Viridor Waste Kent Ltd (MRF) Century Wharf, Crayford Creek, Crayford, Kent DA1 4QG (See NOTE 1 Page 2)	57,539.13	8.09%	Aluminium Cans Card Food & Bevage Cans Mixed Cans Mixed Glass Mixed Paper & Card Mixed Plastic Bottles Paper Other Plastics Scrap Metal Textiles		20,537.31	37,001.82 (33,280.83 China, 1,395.57 India, 1,268.48 Hong Kong, 479.91 Netherlands, 337.30 Malaysia, 120.36 Indonesia, 115.33 Belgium, 4.04 France)
4	Viridor Waste Kent Ltd (Shelford Landfill) Shelford Farm Estate, Shalloak Rd, Canterbury, Kent CT2 0PU	56,767.21	7.98%	Residual Waste to Landfill HWRC Residual Waste to Landfill Co-Mingled Reject to Landfill Rubble	56,767.21		

Kent Resource Partnership: Contractor Details

No	Company Details	Tonnes (t)	Tonnage (%)	Material	Kent	Other UK	Abroad
5	New Earth Solutions Ltd (Kent) Blaise Farm, Kings Hill, West Malling, Kent ME19 4PN	50,969.29	7.17%	Garden Waste Food	50,969.29		
6	J Taylor & Son Crete Rd, Hope Farm, Folkestone, Kent CT18 7EG	24,212.00	3.40%	Garden Waste	24,212.00		
7	UPM Kymmene (UK) Ltd Victoria House, 55 Queen St, Maidenhead, Berkshire SL6 1LT	17,008.00	2.39%	Mixed Paper & Card		17,008.00	
8	Veolia ES Cleanaway (UK) Ltd (MRF) Coldharbour Lane, Rainham, Essex RM13 9YB (See NOTE 1 Page 2)	14,053.24	1.98%	Aerosols Aluminium & Steel Cans Food & Beverage Cans Mixed Glass Mixed Paper & Card Plastics Steel Cans		13,528.80	524.44 (378.26 India, 122.36 China, 23.82 Sweden)
9	Shelford Composting Ltd Broad Oak Rd, Canterbury, Kent CT2 0PR	10,020.86	1.41%	Garden Waste	10,020.86		
10	Waste Recycling Group Ltd Dunbrik, Main Rd, Sundridge, Sevenoaks, Kent TN14 6EP	9,440.74	1.33%	Garden Waste Gas Bottles Food WEEE - Fridges & Freezers	9,440.74		
11	Biffa Holdings Redhill Patteson Court Landfill, Cormongers Lane, Redhill, Surrey RH1 4ER	8,538.47	1.20%	HWRC Residual to Landfill Residual Waste to Landfill		8,538.47	
12	Greenstar Environmental Ltd (MRF) Edmonton Recycling Facility, 12 Ardra Rd off Meridian Way, Enfield, N9 0BD (See NOTE 1 Page 2)	7,445.77	1.05%	Card Mixed Cans Mixed Glass Mixed Paper & Card Mixed Plastic Bottles Textiles		2,164.49	5,281.28

Kent Resource Partnership: Contractor Details

No	Company Details	Tonnes (t)	Tonnage (%)	Material	Kent	Other UK	Abroad
13	Easy Load Ltd Rochester Way, Dartford, Kent DA1 3QU	6,843.14	0.96%	Rubble	6,843.14		
14	Veolia Environmental Services (Pitsea Landfill) Pitsea Hall Lane, Pitsea, Basildon, Essex SS16 4UH	6,516.05	0.92%	HWRC Residual to Landfill Residual Waste to Landfill		6,516.05	
15	DS Smith Paper Ltd Kemsley Paper Mill, Sittingbourne, Kent ME10 2TD	5,968.39	0.84%	Mixed Paper & Card	5,968.39		
16	Thanet Waste Services Ltd Commercial Waste Processing & Recycling Centre, Richborough Hall, Ramsgate Rd, Sandwich, Kent CT13 9NW	5,308.29	0.75%	Rubble	5,308.29		
17	Reuse Collections Ltd (Berryman) 58 Stone St ,Faversham, Kent ME13 8PS	5,331.07	0.75%	Brown Glass Clear Glass Green Glass Mixed Glass	5,331.07		
18	Veolia ES Cleanaway (UK) Ltd (Southwark MRF) 43 Devon Street, London SE15 1AL (See NOTE 1 Page 2)	4,450.61	0.63%	Mixed Cans Mixed Glass Plastics	133.52	3,560.49	756.60 (713.92 China, 20.24 India, 13.24 Netherlands, 7.48 Sweden, 1.72 Germany)
19	Lings Metals Ltd Parham Rd, Canterbury, Kent CT1 1LQ	4,312.52	0.61%	Automotive Batteries Mixed Tyres Scrap Metal Non Automotive Batteries WEEE - Cathode Ray Tubes WEEE - Large Domestic Appliances WEEE - Small Domestic Appliances WEEE - Fridges & Freezers	4,312.52		

Kent Resource Partnership: Contractor Details

No	Company Details	Tonnes (t)	Tonnage (%)	Material	Kent	Other UK	Abroad
20	Pinden Ltd Pinden Quarry, Green St Green Rd, Dartford, Kent DA2 8EB	4,006.42	0.56%	Asbestos Rubble	4,006.42		
21	Moores Turf & Topsoil Ltd Callington Court Farm, Romney Marsh, Kent TN29 9TU	3,694.68	0.52%	Rubble	3,694.68		
22	SWEEP Ltd Gas Rd, Sittingbourne, Kent ME10 2QB	3,680.20	0.52%	Automotive Batteries WEEE - Cathode Ray Tubes WEEE - Fridge & Freezers WEEE - Small Domestic Appliances	3,680.20		
23	Aylesford Newsprint Ltd Newsprint House, Bellingham Way, Aylesford, Kent ME20 7DL	3,445.04	0.48%	Mixed Paper & Card Paper	3,445.04		
24	Smurfit Kappa UK Ltd Paper Mill, Mill St, Snodland, Kent ME6 5AX	2,884.47	0.41%	Mixed Paper & Card Paper	2,884.47		
25	H Ripley & Co Ltd Apex Way, East Sussex BN27 3WA	2,877.12	0.40%	Scrap Metal WEEE - Large Domestic Appliances		2,877.12	
26	Piper Farm Conghurst Farm, Conghurst Lane, Hawkhurst, Kent TN18 4RW	1,521.30	0.21%	Garden Waste	1,521.30		
27	MDJ Light Brothers Ltd Greystone Quarry, Lewes, East Sussex BN8 6JN	2,279.12	0.32%	Scrap Metal WEEE - Cathode Ray Tubes WEEE - Large Domestic Appliances WEEE - Small Domestic Appliances		2,279.12	
28	Wealden District Council Vicarage Lane, Hallsham, BN27 2AX	2,181.78	0.31%	Mixed Cans Mixed Glass		2,181.78	

Kent Resource Partnership: Contractor Details

No	Company Details	Tonnes (t)	Tonnage (%)	Material	Kent	Other UK	Abroad
29	SITA UK Ltd Medway City Estate, Enterprise Close, Medway City Estate, Kent ME2 4LY	2,302.17	0.32%	Hazardous Waste	2,302.17		
30	Greenwich Instruments Ltd Meridian House, Park Rd Industrial Estate, Swanley BR8 8AH	1,800.41	0.25%	Mixed Cans Mixed Glass Mixed Plastic Bottles Plastics		1,800.41	
31	Kier Services Unit 19, Brambleside Bellbrook Industrial Estate, Uckfield, East Sussex, TN22 1QL	1,784.43	0.25%	Brown Glass Clear Glass Green Glass Mixed Glass		1,784.43	
32	Reclamet Recycling Ltd Woodchurch Rd, Birchington, Kent CT7 0UL	1,425.20	0.20%	Mixed Tyres Scrap Metal WEEE - Large Domestic Appliances	1,425.20		
33	Tamar Organics Rezare, Launceston, PL15 9NX	1,350.46	0.19%	Garden Waste		1,350.46	
34	European Metal Recycling (EMR) Manor Rd, Erith, Kent DA8 2AD	1,106.97	0.16%	Scrap Metal WEEE - Large Domestic Appliance	1,106.97		
35	LondonWaste Ltd Eco Park, Advent Way, London N18 3AG	983.03	0.14%	Card Mixed Cans Mixed Plastic Bottles Paper		983.03	
36	Ardagh Glass Ltd Barnby Dun Rd, Wheatley, Doncaster, South Yorkshire, DN2 4RH	346.30	0.05%	Mixed Glass		346.30	
37	Valpak Recycling Ltd (MRF) Unit4, Montague House, Stratford- upon-Avon Business and Technology Park, Banbury Rd, Stratford-upon- Avon, Warwickshire CV37 7GW (See NOTE 1 Page 2)	1,780.17	0.25%	Mixed Glass			1,780.17 (1,780.17 Portugal)

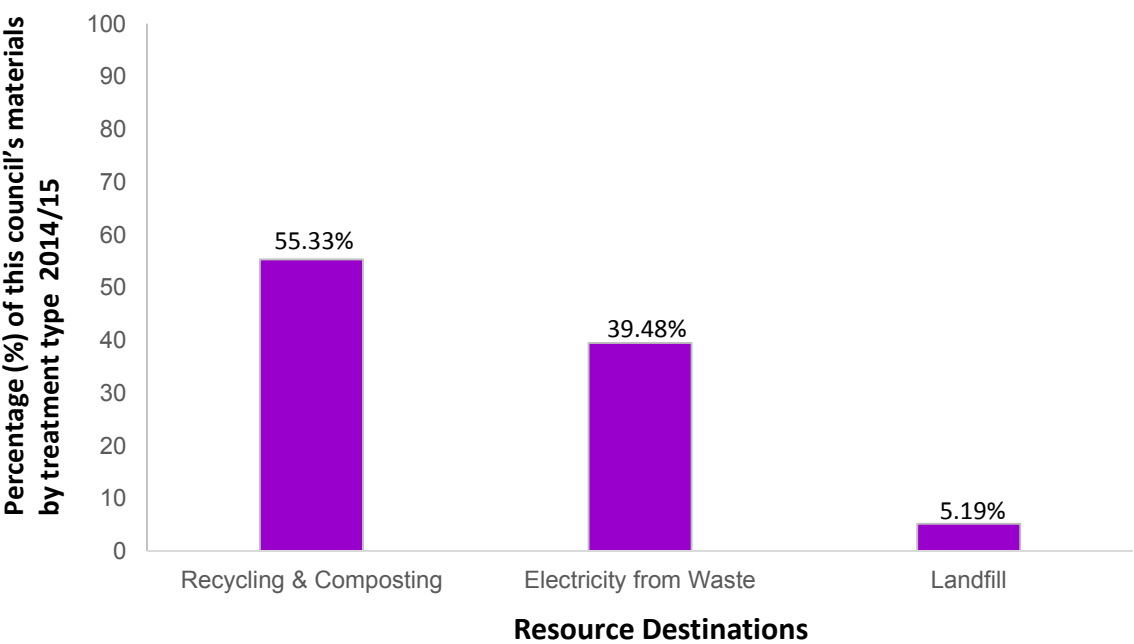
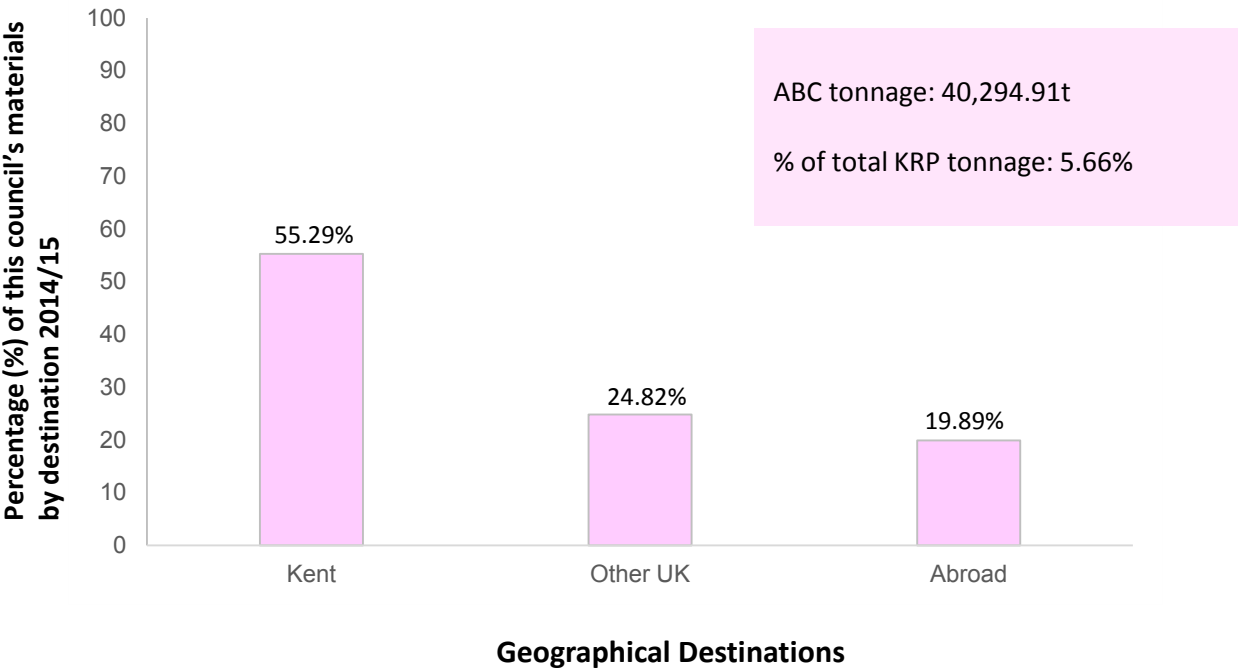
Kent Resource Partnership: Contractor Details

No	Company Details	Tonnes (t)	Tonnage (%)	Material	Kent	Other UK	Abroad
38	British Heart Foundation HQ Greater London House, 180 Hampstead Rd, London NW1 7AW (See NOTE 2 Page 2)	236.79	0.03%	Books Footwear & Textiles Furniture Gas Bottles WEEE - Fridges & Freezers WEEE - Small Domestic Appliances		236.79	
39	Ideal Waste Paper Co Ltd (MRF) The Pinnacle, The Teardrop Centre, London Rd, Swanley, Kent BR8 8TS (See NOTE 1 Page 2)	180.32	0.03%	Mixed Paper & Card			180.32
40	Salvation Army Trading Co Ltd HQ 99-101 Newington Causeway, London, SE1 6BN (See NOTE 2 Page 2)	165.32	0.02%	Footwear & Textiles			165.32
41	Eco-Oil Ltd Kingsnorth Industrial Estate, Hoo, Rochester, Kent ME3 9ND	121.33	0.02%	Mineral Oil	121.33		
42	Other Energy Recovery	6,568.89	0.92%	MRF Reject		6,568.89	
43	Other Landfill	617.01	0.09%	MRF Reject		617.01	
44 - 90	*Other/Exempt On advice from Kent County Council on destinations of materials to companies listed on pages 36 & 37, 80% treated as being in Kent, 10% Other UK and 10% abroad. (See NOTE 3 Page 2)	4,251.85	0.60%	Bicycles Books Card Furniture Garden Waste Gas Bottles Ink & Toner Cartridges Brown Glass Clear Glass Green Glass Mixed Cans Mixed Plastic Bottles Scrap Metal Rubble Footwear & Textiles WEEE - Small Domestic Appliances WEEE - Fluorescent Tubes Vegetable Oil	3,401.48	425.19	425.19
		711,358.00	100.00%		518,005.34	121,222.59	72,130.07
					72.82%	17.04%	10.14%

Ashford Borough Council

The bar charts below represent Ashford Borough Council’s total tonnage consisting of kerbside, bring banks and third party organisations. It is split in terms of geographical destination (Kent, other UK or abroad) and resource destination (recycling & composting, electricity from waste & landfill) respectively.

Further details for this council are provided overleaf.





Contractor Details

No	Company Details	Kent Tonnage	Other UK Tonnage	Abroad Tonnage
1	Kent Enviropower Ltd (Energy to Waste)	15,270.00		
2	Viridor Waste Kent Ltd (MRF)		3,775.19	6,711.45
3	Countrystyle Recycling Ltd		5,047.54	
4	New Earth Solutions Ltd (Kent)	2,999.31		
5	Viridor Waste Kent Ltd (Shelford Landfill)	2,077.45		
6	Greenstar Environmental Ltd (MRF)		533.29	1,301.20
7	Piper Farm	1,432.88		
8	Reuse Collections Ltd (Berryman)	204.32		
9	Aylesford Newsprint Ltd	175.47		
10	DS Smith Paper Ltd	49.03		
11	SITA UK Ltd (Landfill)	14.62		
12	SWEEEP Ltd	11.86		
13	Lings Metals Ltd	10.72		
14	Smurfit Kappa UK Ltd	3.45		
15	MDJ Light Brothers Ltd		3.18	
16	Other Energy Recovery		637.23	
17	*Other/Exempt (KCC advised split of 80%, 10% and 10%)	29.38	3.67	3.67
Total ABC tonnage 40,294.91t made up of:-		22,278.49	10,000.10	8,016.33
ABC has 5.66% of KRP's overall tonnage.		55.29%	24.82%	19.89%

Service Information

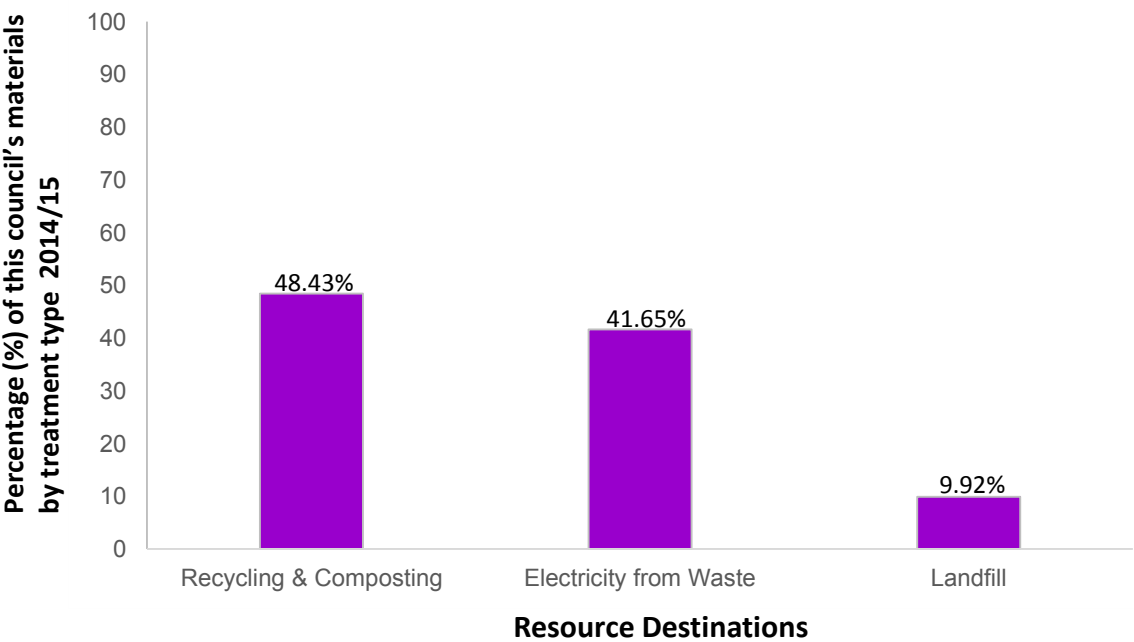
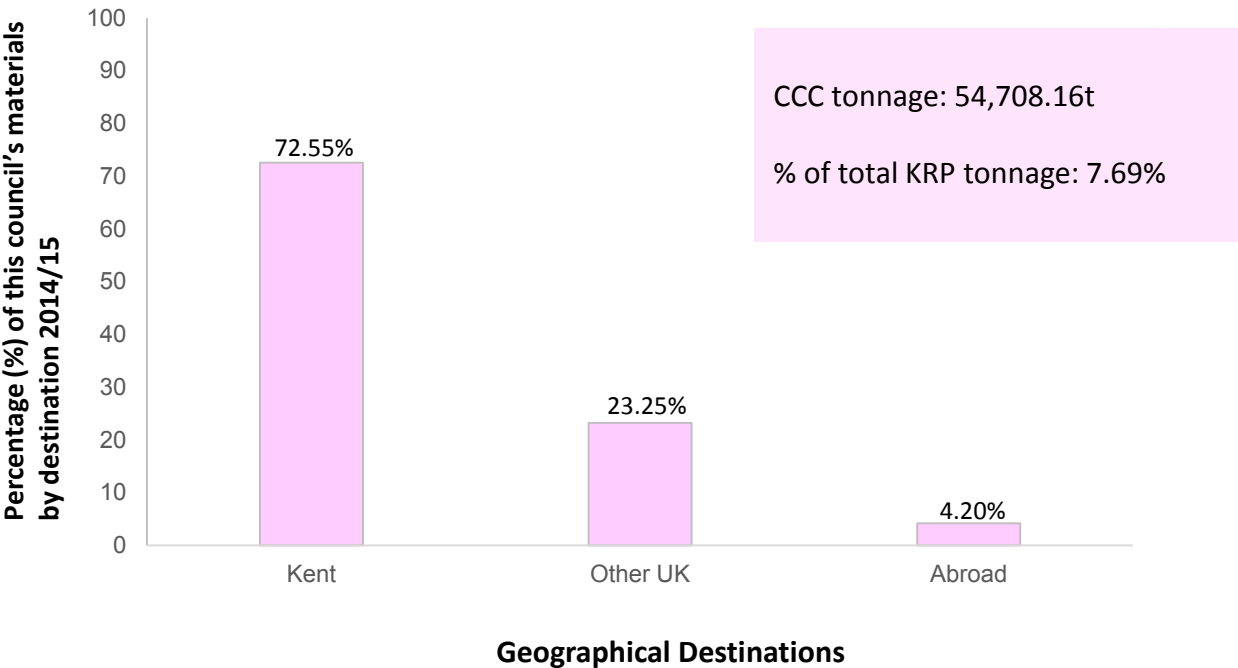
Dry Recycling	Fortnightly
Food Waste	Weekly
Garden Waste	Subscription based. £35 per annum with 25 collections
Residual	Fortnightly

Canterbury City Council



The bar charts below represent Canterbury City Council’s total tonnage consisting of kerbside, bring banks and third party organisations. It is split in terms of geographical destination (Kent, other UK or abroad) and resource destination (recycling & composting, electricity from waste & landfill) respectively.

Further details for this council are provided overleaf.



Contractor Details

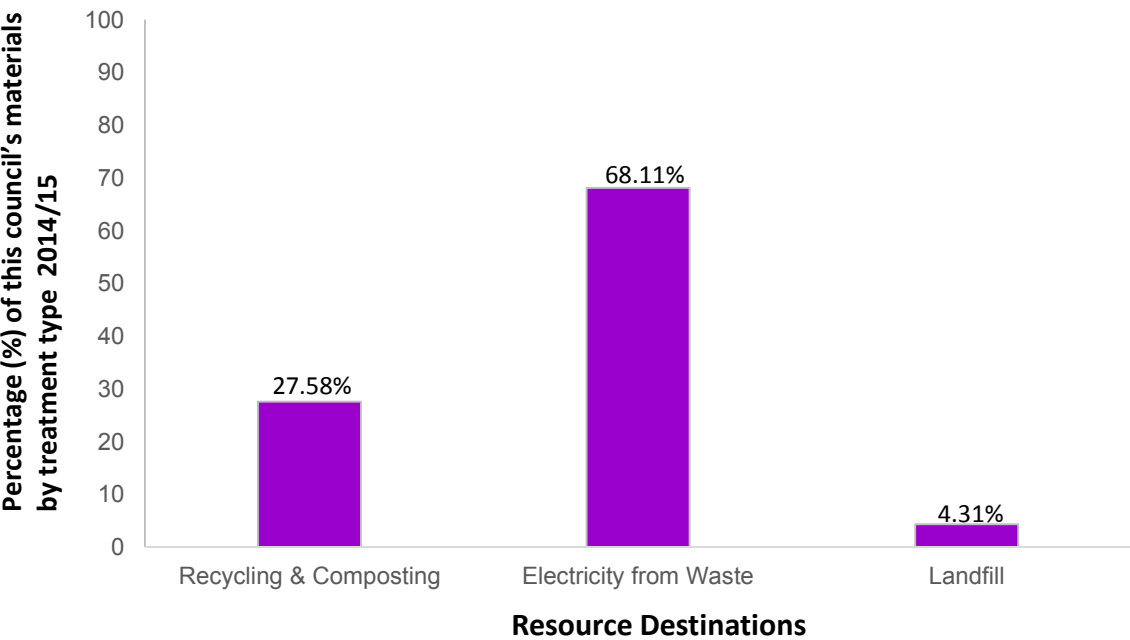
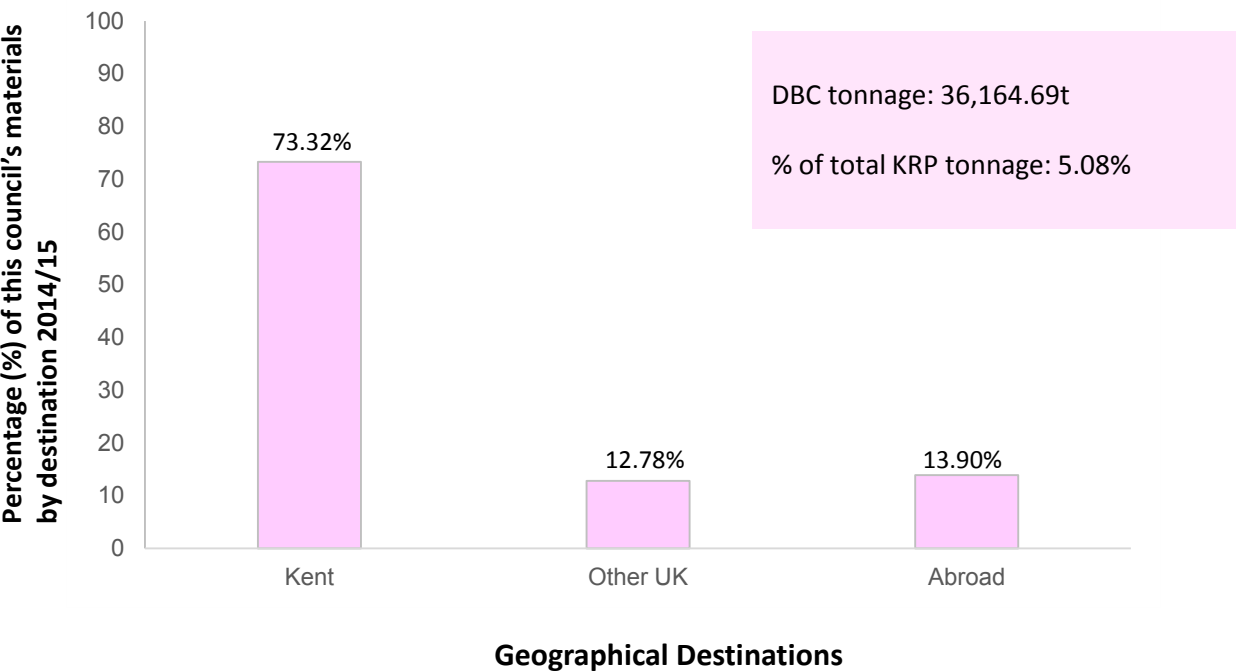
No	Company Details	Kent Tonnage	Other UK Tonnage	Abroad Tonnage
1	Kent Enviropower Ltd (Energy to Waste)	22,063.67		
2	J Taylor & Son	11,582.04		
3	Viridor Waste Kent Ltd (Shelford Landfill)	5,379.65		
4	Veolia ES Cleanaway (UK) Ltd (MRF)	133.52	3,560.49	756.60
5	Countrystyle Recycling Ltd		3,326.96	
6	UPM Kymmene (UK) Ltd		2,437.74	
7	Viridor Waste Kent Ltd (MRF)		861.81	1,532.11
8	Greenwich Instruments Ltd		1,800.41	
9	Reuse Collections Ltd (Berryman)	349.83		
10	SITA UK Ltd (Landfill)	49.68		
11	Lings Metals Ltd	30.71		
12	Aylesford Newsprint Ltd	8.98		
13	Other Energy Recovery		720.00	
14	*Other/Exempt (KCC advised split of 80%, 10% and 10%)	91.17	11.40	11.40
Total CCC tonnage 54,708.16t made up of:-		39,689.25	12,718.81	2,300.11
CCC has 7.69% of KRP's overall tonnage.		72.55%	23.25%	4.20%

Service Information

Dry Recycling	Alternate Weekly
Food Waste	Weekly
Garden Waste	Alternate Weekly
Residual	Alternate Weekly

The bar charts below represent Dartford Borough Council’s total tonnage consisting of kerbside, bring banks and third party organisations. It is split in terms of geographical destination (Kent, other UK or abroad) and resource destination (recycling & composting, electricity from waste & landfill) respectively.

Further details for this council are provided overleaf.



Contractor Details

No	Company Details	Kent Tonnage	Other UK Tonnage	Abroad Tonnage
1	Kent Enviropower Ltd (Energy to Waste)	24,349.15		
2	Viridor Waste Kent Ltd (MRF)		1,996.65	3,549.60
3	Tamar Organics		1,350.46	
4	Valpak Recycling Ltd (MRF)			1,468.80
5	Viridor Waste Kent Ltd (Shelford Landfill)	1,140.17		
6	LondonWaste Ltd		983.03	
7	SITA UK Ltd (Landfill)	420.23		
8	Reuse Collections Ltd (Berryman)	357.39		
9	Waste Recycling Group Ltd	121.08		
10	Aylesford Newsprint Ltd	56.61		
11	Other Energy Recovery		280.92	
12	*Other/Exempt (KCC advised split of 80%, 10% and 10%)	72.48	9.06	9.06
Total DBC tonnage 36,164.69t made up of:-		26,517.11	4,620.12	5,027.46
DBC has 5.08% of KRP's overall tonnage.		73.32%	12.78%	13.90%

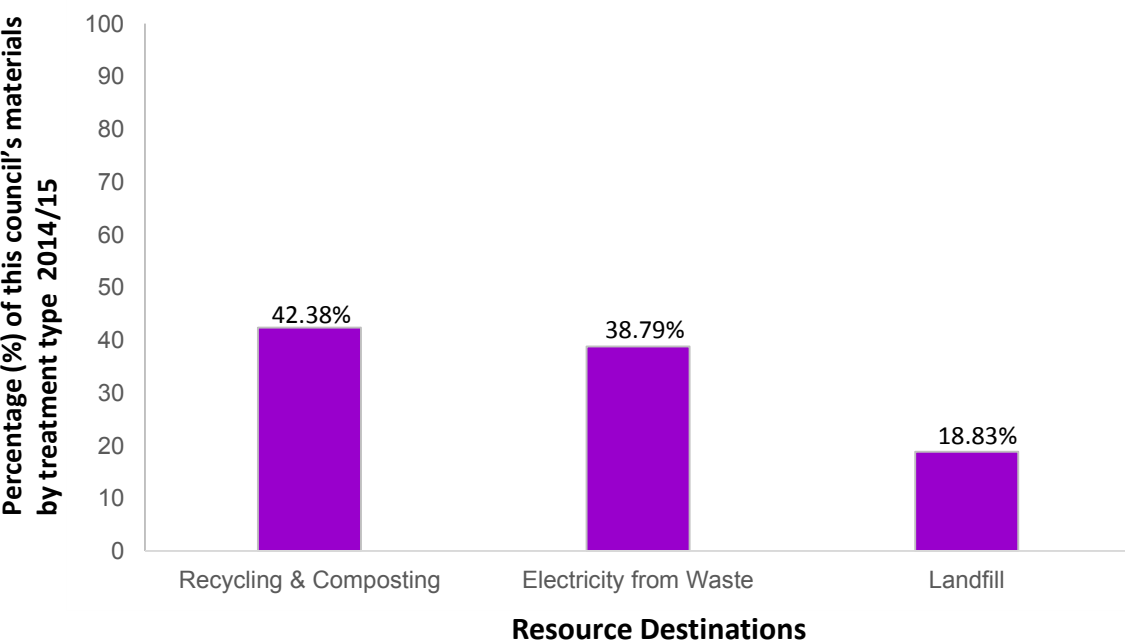
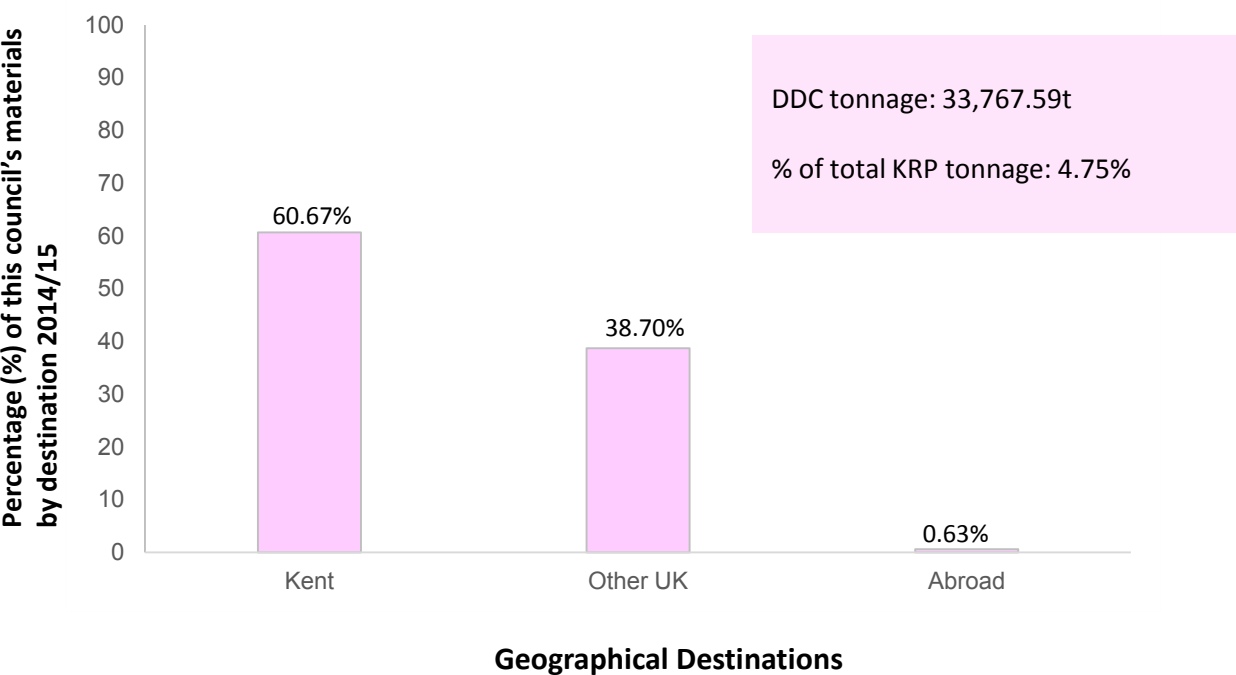
Service Information

Dry Recycling	Fortnightly
Food Waste	N/A
Garden Waste	Fortnightly. Opt-In service. £37 per year
Residual	Weekly

Dover District Council

The bar charts below represent Dover District Council’s total tonnage consisting of kerbside, bring banks and third party organisations. It is split in terms of geographical destination (Kent, other UK or abroad) and resource destination (recycling & composting, electricity from waste & landfill) respectively.

Further details for this council are provided overleaf.



Contractor Details

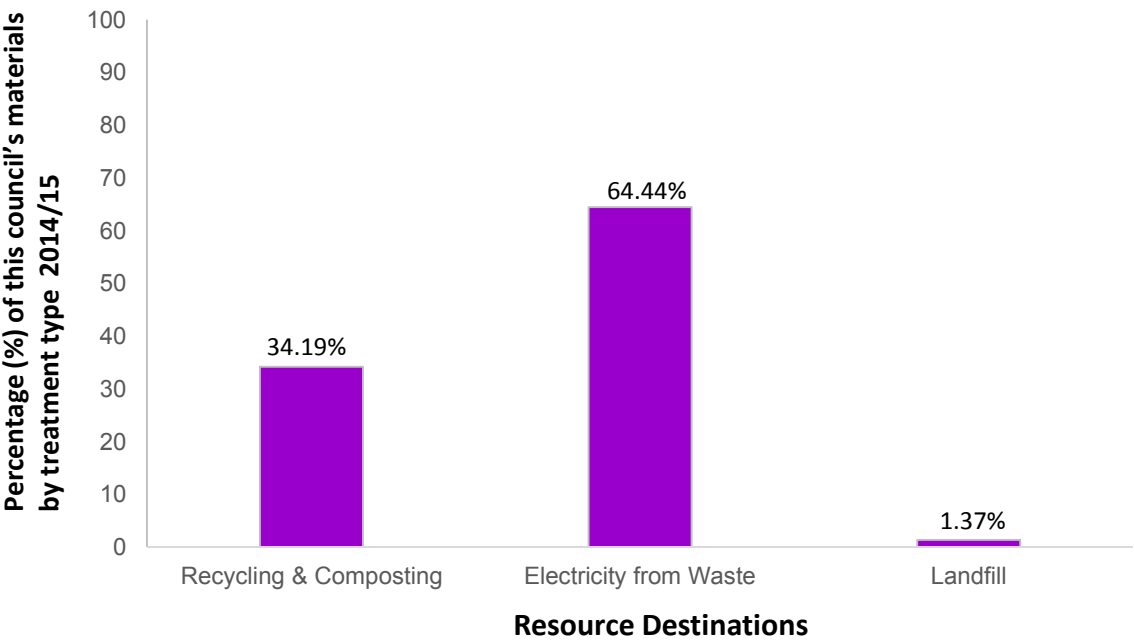
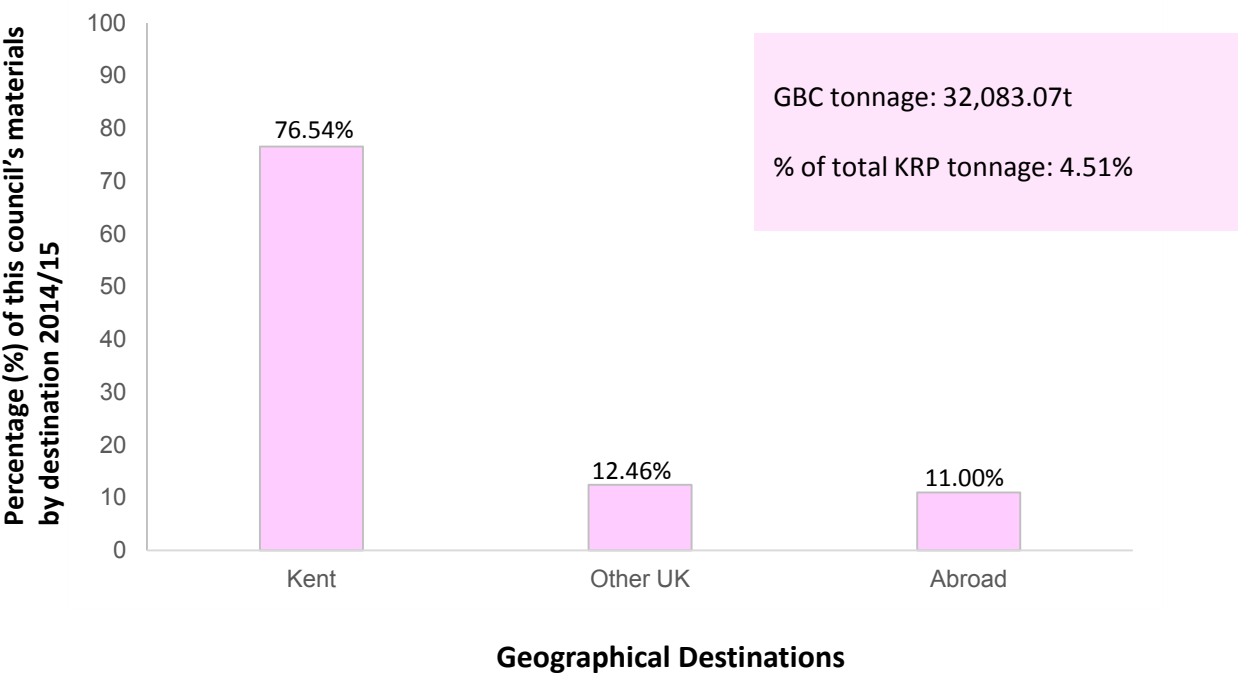
No	Company Details	Kent Tonnage	Other UK Tonnage	Abroad Tonnage
1	Kent Enviropower Ltd (Energy to Waste)	12,118.45		
2	Viridor Waste Kent Ltd (Shelford Landfill)	6,025.24		
3	Countrystyle Recycling Ltd		3,535.25	
4	J Taylor & Son	2,194.60		
5	UPM Kymmene (UK) Ltd		4,371.54	
6	Veolia ES Cleanaway (UK) Ltd (MRF)		3,889.73	150.71
7	Lings Metals Ltd	25.75		
8	Aylesford Newsprint Ltd	72.85		
9	SITA UK Ltd (Landfill)	41.21		
10	Salvation Army Trading Co Ltd HQ			59.51
11	Other Energy Recovery		978.99	
12	Other Landfill		293.00	
13	*Other/Exempt (KCC advised split of 80%, 10% and 10%)	8.61	1.08	1.08
Total DDC tonnage 33,767.59t made up of:-		20,486.71	13,069.59	211.29
DDC has 4.75% of KRP's overall tonnage.		60.67%	38.70%	0.63%

Service Information

Dry Recycling	Alternating fortnightly with Residual collections
Food Waste	Weekly
Garden Waste	Fortnightly. (charge of £40 for 25 collections)
Residual	Alternating fortnightly with Dry Recycling collections

The bar charts below represent Gravesham Borough Council’s total tonnage consisting of kerbside, bring banks and third party organisations. It is split in terms of geographical destination (Kent, other UK or abroad) and resource destination (recycling & composting, electricity from waste & landfill) respectively.

Further details for this council are provided overleaf.



Contractor Details

No	Company Details	Kent Tonnage	Other UK Tonnage	Abroad Tonnage
1	Kent Enviropower Ltd (Energy to Waste)	20,441.95		
2	Viridor Waste Kent Ltd (MRF)		1,982.77	3,524.92
3	Countrystyle Recycling Ltd	948.58	1,686.37	
4	Waste Recycling Group Ltd	1,717.70		
5	Reuse Collections Ltd (Berryman)	947.18		
6	Viridor Waste Kent Ltd (Shelford Landfill)	441.01		
7	Other Energy Recovery		230.91	
8	British Heart Foundation HQ		96.41	
9	Smurfit Kappa UK Ltd	45.23		
10	*Other/Exempt (KCC advised split of 80%, 10% and 10%)	16.03	2.00	2.00
Total GBC tonnage 32,083.07t made up of:- GBC has 4.51% of KRP's overall tonnage.		24,557.68	3,998.46	3,526.93
		76.54%	12.46%	11.00%

Service Information

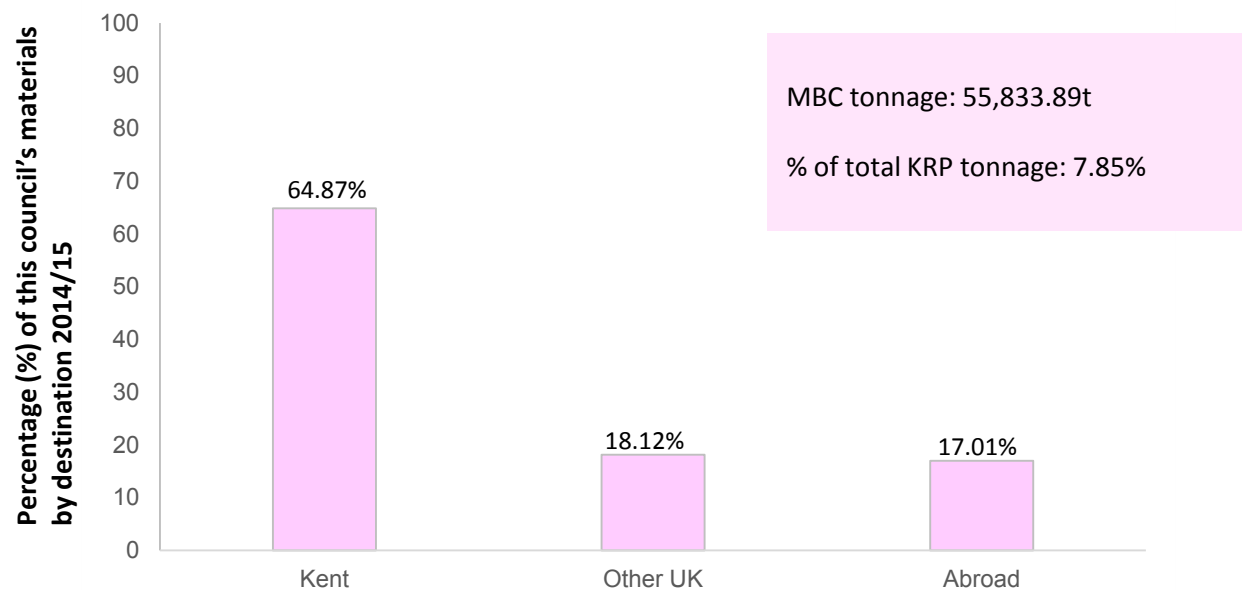
Dry Recycling	Fortnightly
Food Waste	Weekly
Garden Waste	Fortnightly. Service charge of £35 per annum
Residual	Weekly

Maidstone Borough Council

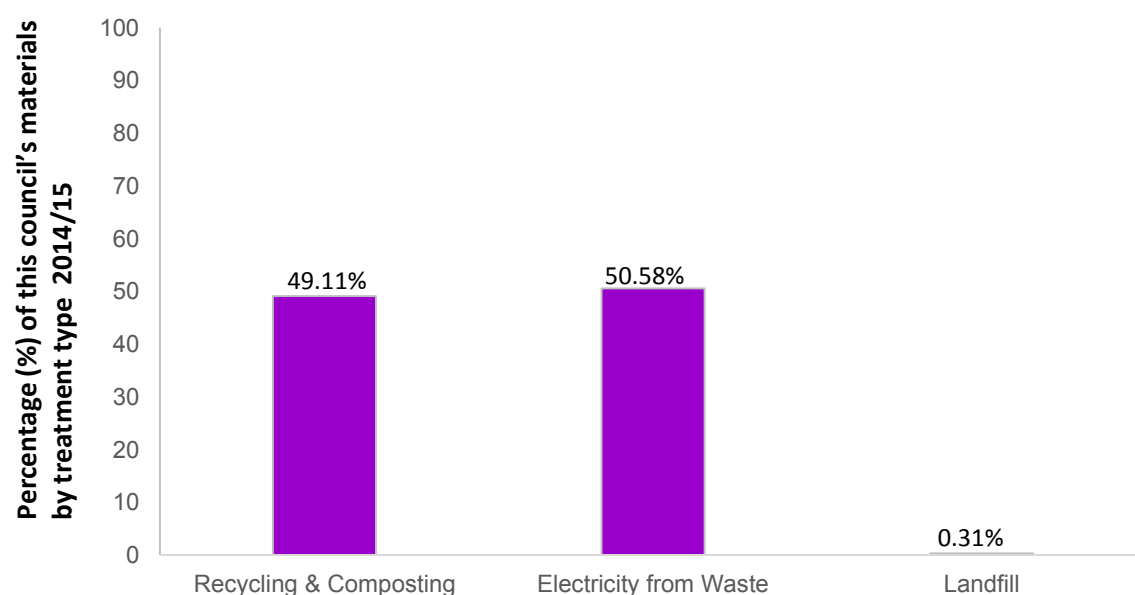


The bar charts below represent Maidstone Borough Council's total tonnage consisting of kerbside, bring banks and third party organisations. It is split in terms of geographical destination (Kent, other UK or abroad) and resource destination (recycling & composting, electricity from waste & landfill) respectively.

Further details for this council are provided overleaf.



Geographical Destinations



Resource Destinations



Contractor Details

No	Company Details	Kent Tonnage	Other UK Tonnage	Abroad Tonnage
1	Kent Enviropower Ltd (Energy to Waste)	27,555.41		
2	Viridor Waste Kent Ltd (MRF)		4,443.84	7,900.16
3	New Earth Solutions Ltd (Kent)	8,370.67		
4	Countrystyle Recycling Ltd		4,162.86	
5	Greenstar Environmental Ltd (MRF)		650.88	1,588.12
6	Other Energy Recovery		685.63	
7	Reuse Collections Ltd (Berryman)	182.12		
8	Biffa Holdings (Redhill Landfill)		167.69	
9	Smurfit Kappa UK Ltd	44.37		
10	Lings Metals Ltd	26.20		
11	Aylesford Newsprint Ltd	21.63		
12	MDJ Light Brothers Ltd		6.82	
13	Salvation Army Trading Co Ltd HQ			5.40
14	SITA UK Ltd (Landfill)	4.82		
15	*Other/Exempt (KCC advised split of 80%, 10% and 10%)	13.82	1.73	1.73
Total MBC tonnage 55,833.89t made up of:- MBC has 7.85% of KRP's overall tonnage.		36,219.04	10,119.44	9,495.41
		64.87%	18.12%	17.01%

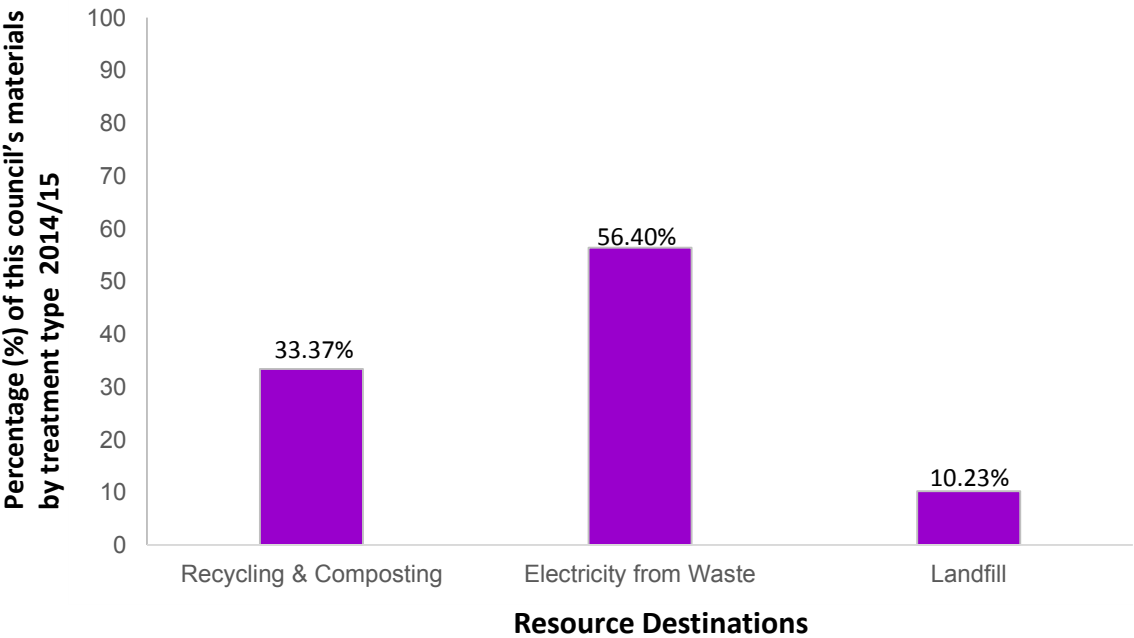
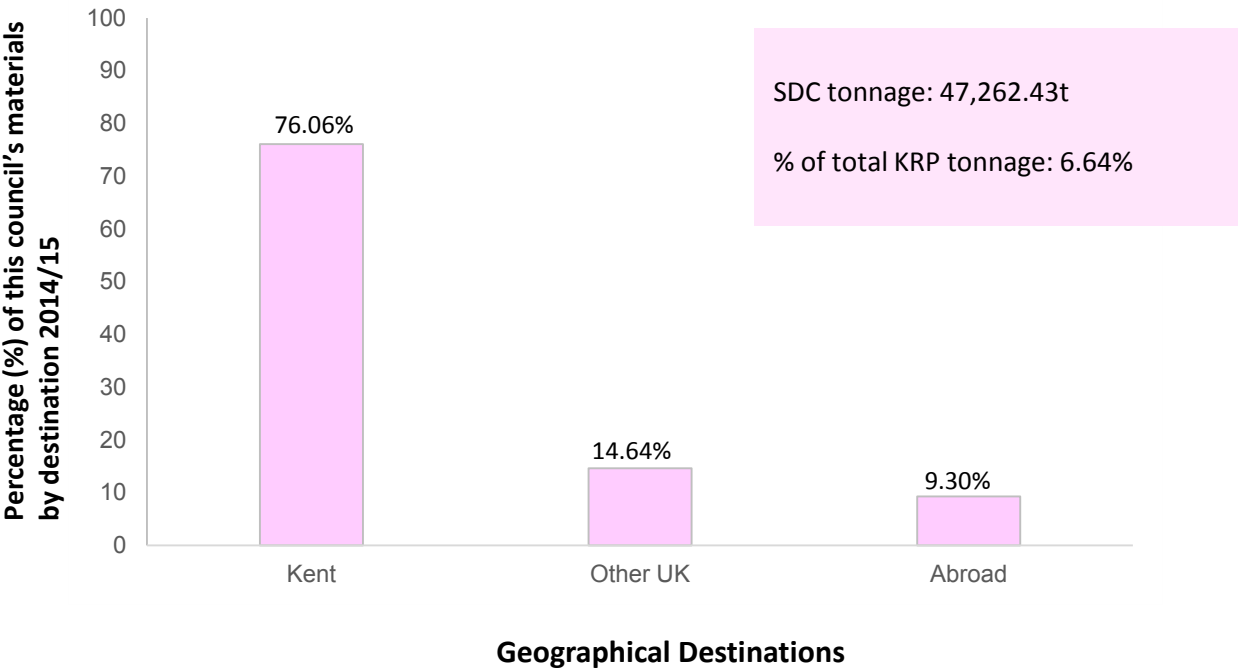
Service Information

Dry Recycling	Fortnightly
Food Waste	Weekly
Garden Waste	Fortnightly – A 140 litre bin is £29.25 per year and a 240 litre bin in £32.50 per year. Residents in properties unsuitable for bins are able to use the subscription only sack service which is £32.50 per year for up to 52 garden waste sacks.
Residual	Fortnightly

Sevenoaks District Council

The bar charts below represent Sevenoaks District Council’s total tonnage consisting of kerbside, bring banks and third party organisations. It is split in terms of geographical destination (Kent, other UK or abroad) and resource destination (recycling & composting, electricity from waste & landfill) respectively.

Further details for this council are provided overleaf.



Contractor Details

No	Company Details	Kent Tonnage	Other UK Tonnage	Abroad Tonnage
1	Kent Enviropower Ltd (Energy to Waste)	26,493.10		
2	Waste Recycling Group Ltd	6,033.60		
3	Viridor Waste Kent Ltd (MRF)		1,998.65	3,553.16
4	Veolia Environmental Services (Pitsea Landfill)		4,357.09	
5	Reuse Collections Ltd (Berryman)	2,268.66		
6	Greenstar Environmental Ltd (MRF)		345.51	843.02
7	Smurfit Kappa UK Ltd	676.90		
8	SITA UK Ltd (Landfill)	422.87		
9	Other Energy Recovery		161.82	
10	Other Landfill		56.08	
11	Lings Metals Ltd	51.97		
Total SeDC tonnage 47,262.43t made up of:-		35,947.10	6,919.15	4,396.18
SeDC has 6.64% of KRP's overall tonnage.		76.06%	14.64%	9.30%

Service Information

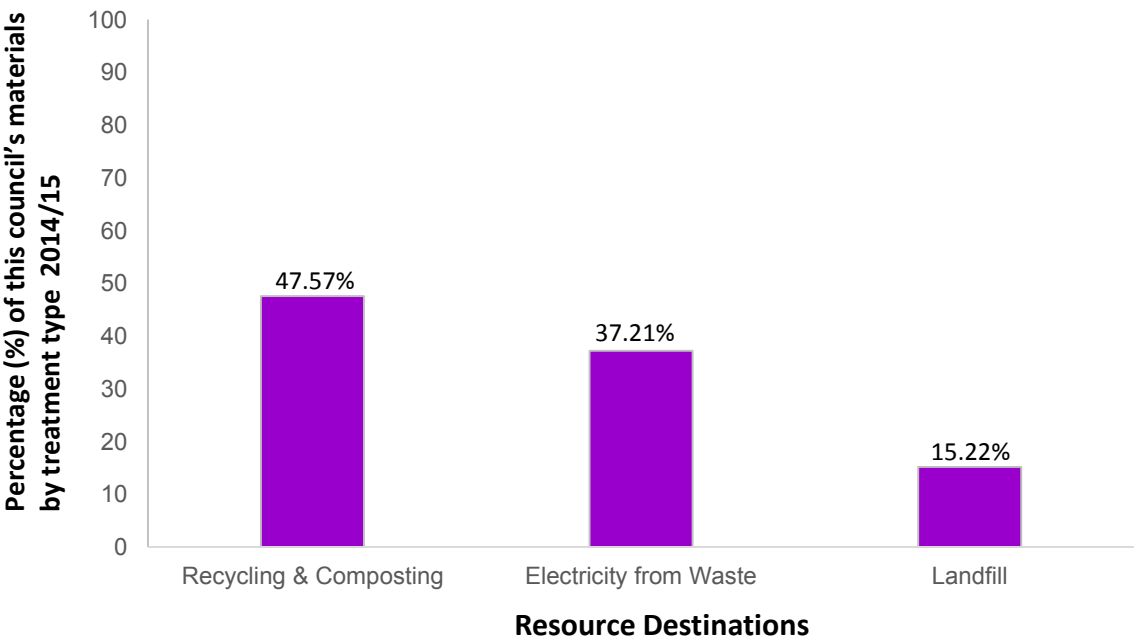
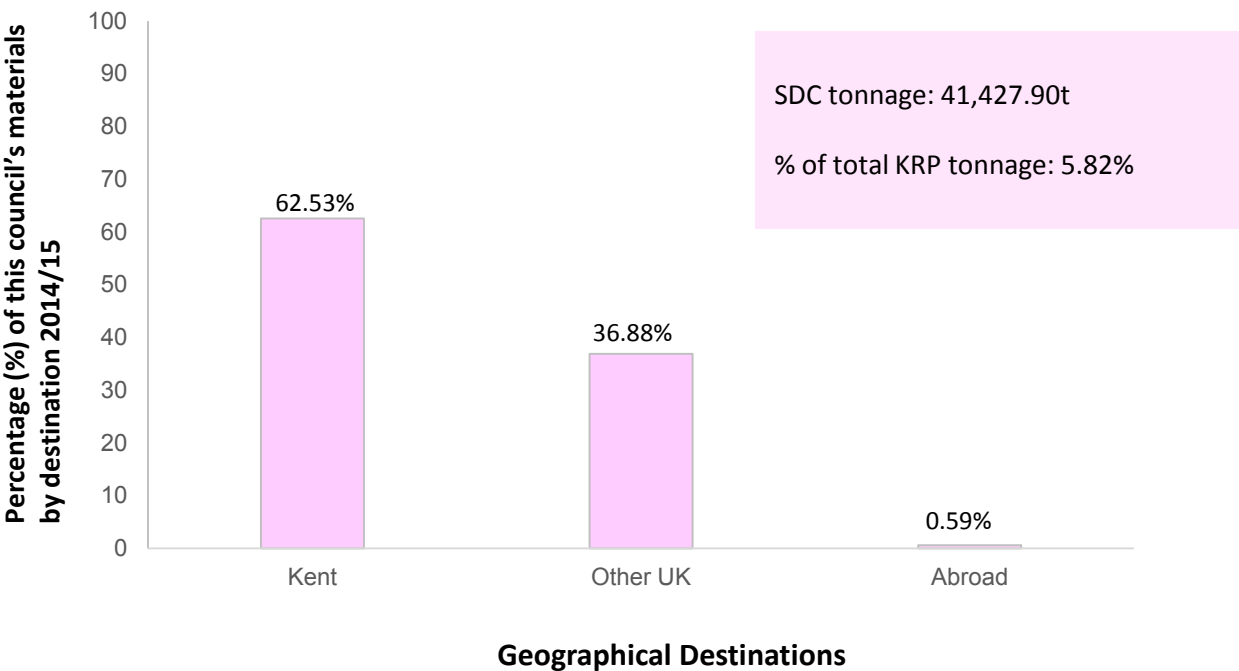
Dry Recycling	Weekly
Food Waste	N/A
Garden Waste	Fortnightly. (charges of £43 for loaning a 240-litre garden waste wheelie bin for 12 months or £13 for a bundle of 25 garden waste collection sacks)
Residual	Weekly

Shepway District Council



The bar charts below represent Shepway District Council’s total tonnage consisting of kerbside, bring banks and third party organisations. It is split in terms of geographical destination (Kent, other UK or abroad) and resource destination (recycling & composting, electricity from waste & landfill) respectively.

Further details for this council are provided overleaf.



Contractor Details

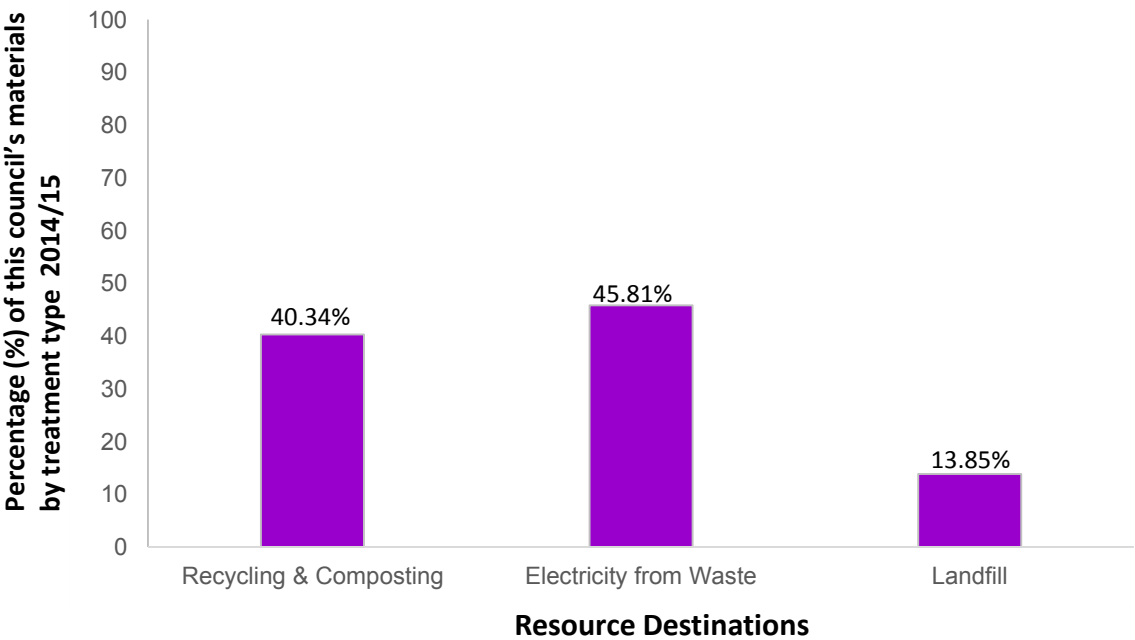
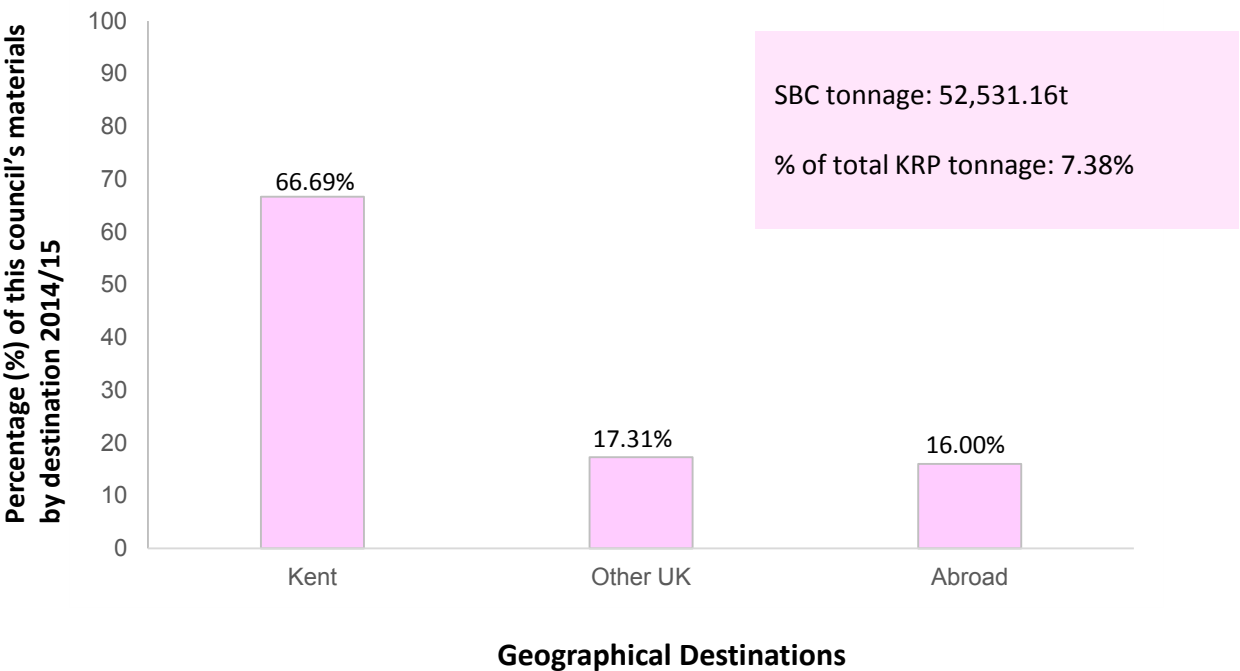
No	Company Details	Kent Tonnage	Other UK Tonnage	Abroad Tonnage
1	Kent Enviropower Ltd (Energy to Waste)	14,606.72		
2	Viridor Waste Kent Ltd (Shelford Landfill)	6,028.44		
3	Veolia ES Cleanaway (UK) Ltd (MRF)		4,859.49	188.28
4	UPM Kymmene (UK) Ltd		4,990.50	
5	J Taylor & Son	4,739.74		
6	Countrystyle Recycling Ltd		4,365.34	
7	Reuse Collections Ltd (Berryman)	427.36		
8	Salvation Army Trading Co Ltd HQ			51.65
9	Aylesford Newsprint Ltd	31.60		
10	SITA UK Ltd Landfill	24.70		
11	Lings Metals Ltd	21.95		
12	Other Energy Recovery		807.01	
13	Other Landfill		253.78	
14	*Other/Exempt (KCC advised split of 80%, 10% and 10%)	25.07	3.13	3.13
Total ShDC tonnage 41,427.90t made up of:-		25,905.58	15,279.25	243.07
ShDC has 5.82% of KRP's overall tonnage.		62.53%	36.88%	0.59%

Service Information

Dry Recycling	Alternating fortnightly with Residual collections
Food Waste	Weekly
Garden Waste	Fortnightly. (charge of £37.50 for 25 collections)
Residual	Alternating fortnightly with Dry Recycling collections

The bar charts below represent Swale Borough Council’s total tonnage consisting of kerbside, bring banks and third party organisations. It is split in terms of geographical destination (Kent, other UK or abroad) and resource destination (recycling & composting, electricity from waste & landfill) respectively.

Further details for this council are provided overleaf.



Contractor Details



No	Company Details	Kent Tonnage	Other UK Tonnage	Abroad Tonnage
1	Kent Enviropower Ltd (Energy to Waste)	23,182.09		
2	Viridor Waste Kent Ltd (MRF)		3,834.33	6,816.58
3	Viridor Waste Kent Ltd (Shelford Landfill)	6,866.05		
4	Countrystyle Recycling Ltd	3,836.08	3,685.65	
5	Greenstar Environmental Ltd (MRF)		634.82	1,548.93
6	SITA UK Ltd (Landfill)	408.68		
7	DS Smith Paper Ltd	356.80		
8	Reuse Collections Ltd (Berryman)	141.31		
9	Aylesford Newsprint Ltd	140.00		
10	British Heart Foundation HQ		49.81	
11	Salvation Army Trading Co Ltd HQ			27.28
12	SWEEEP Ltd	22.82		
13	Lings Metals Ltd	20.25		
14	Other Energy Recovery		883.27	
15	*Other/Exempt (KCC advised split of 80%, 10% and 10%)	61.13	7.64	7.64
Total SwBC tonnage 52,531.16t made up of:- SwBC has 7.38% of KRP's overall tonnage.		35,035.21	9,095.51	8,400.44
		66.69%	17.31%	16.00%

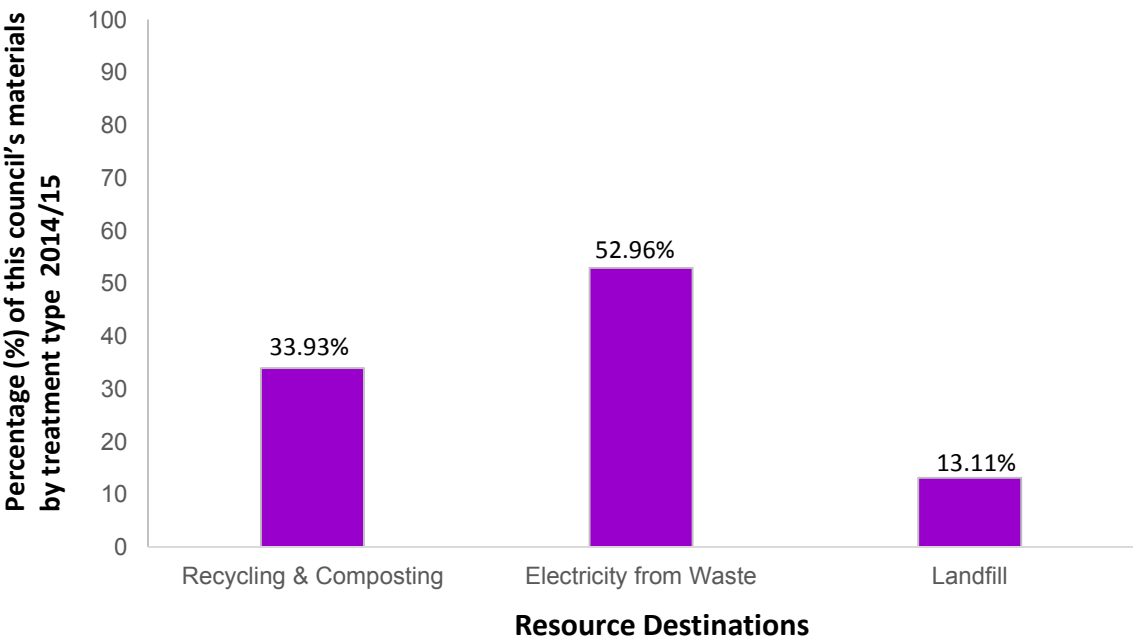
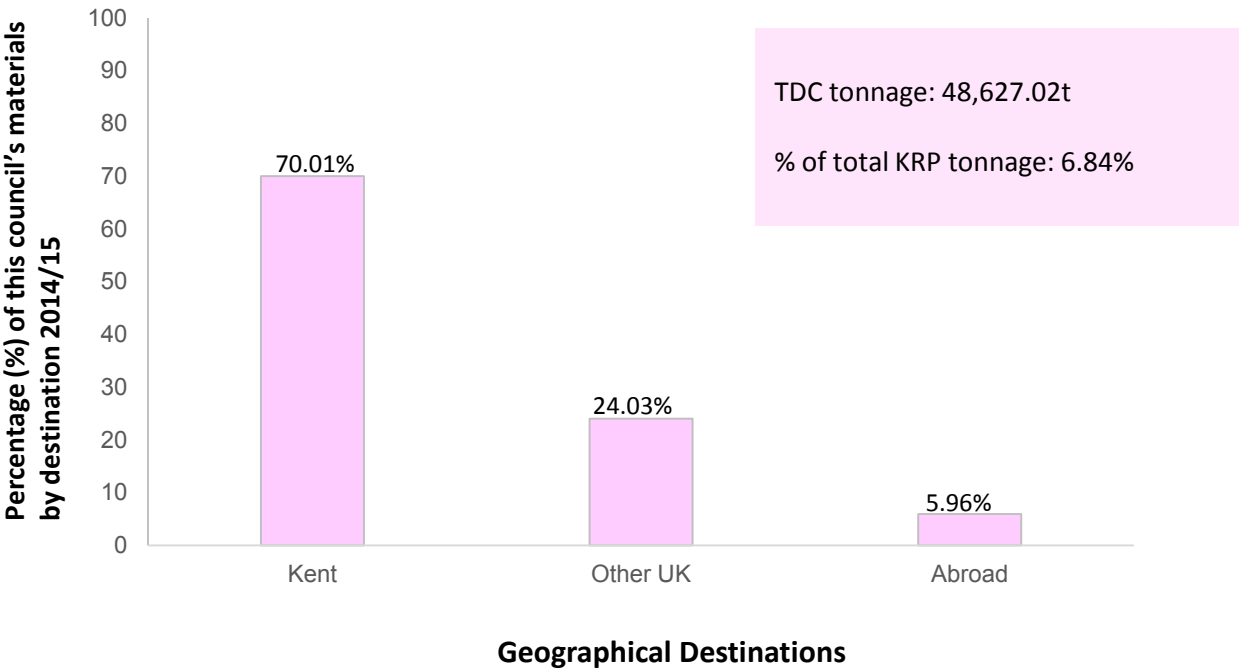
Service Information

Dry Recycling	Fortnightly
Food Waste	Weekly
Garden Waste	Fortnightly. Service charge is £35 per bin, per year with 26 collections a year
Residual	Fortnightly

Thanet District Council

The bar charts below represent Thanet District Council’s total tonnage consisting of kerbside, bring banks and third party organisations. It is split in terms of geographical destination (Kent, other UK or abroad) and resource destination (recycling & composting, electricity from waste & landfill) respectively.

Further details for this council are provided overleaf.



Contractor Details



No	Company Details	Kent Tonnage	Other UK Tonnage	Abroad Tonnage
1	Kent Enviropower Ltd (Energy to Waste)	24,571.28		
2	Viridor Waste Kent Ltd (Shelford Landfill)	5,879.82		
4	Countrystyle Recycling Ltd	1,107.15	3,954.11	210.89
3	Veolia ES Cleanaway (UK) Ltd (MRF)		4,779.83	185.20
5	Viridor Waste Kent Ltd (MRF)		1,389.81	2,470.77
6	J Taylor & Son	1,821.50		
7	SITA UK Ltd (Landfill)	493.66		
8	Ardagh Glass Ltd		346.30	
9	Lings Metals Ltd	60.60		
10	Reclamet Recycling Ltd	47.14		
11	British Heart Foundation HQ		25.08	
12	Salvation Army Trading Co Ltd HQ			21.48
13	Other Energy Recovery		1,183.11	
14	*Other/Exempt (KCC advised split of 80%, 10% and 10%)	63.43	7.93	7.93
Total TDC tonnage 48,627.02t made up of:-		34,044.58	11,686.17	2,896.26
TDC has 6.84% of KRP's overall tonnage.		70.01%	24.03%	5.96%

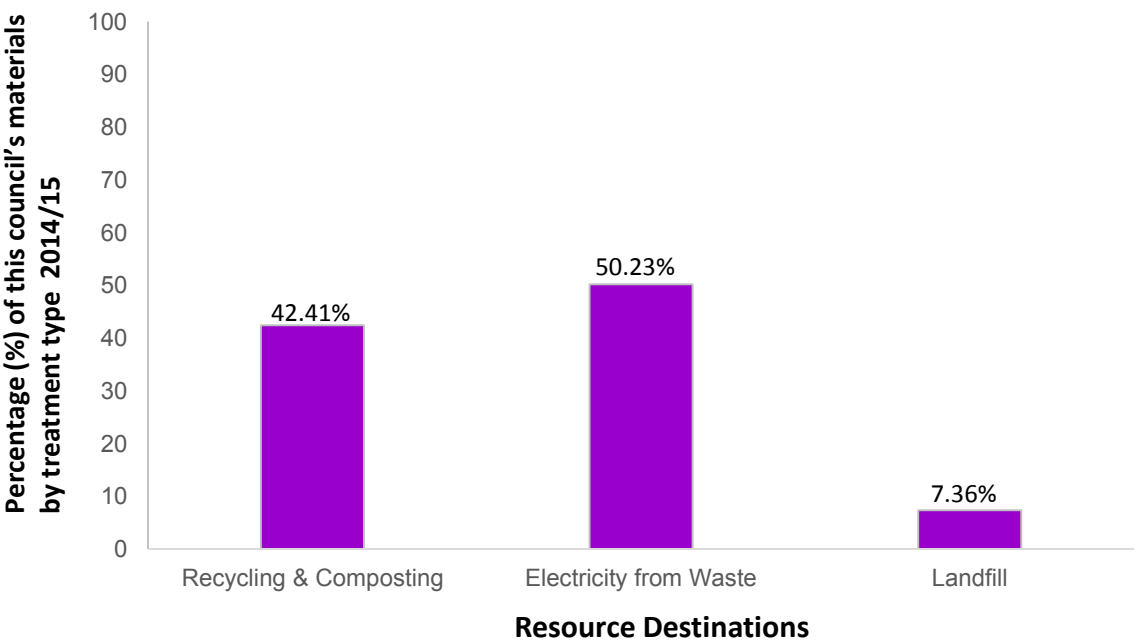
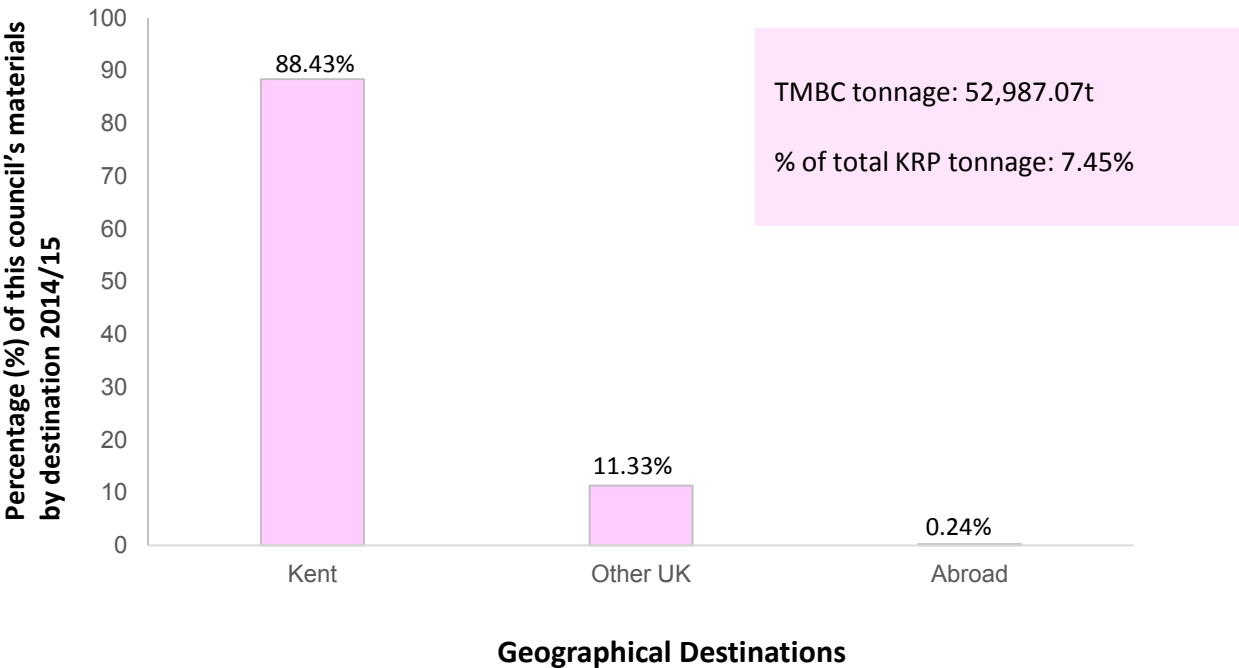
Service Information

Dry Recycling	Alternate Weekly
Food Waste	Weekly
Garden Waste	Fortnightly. £35 per annum
Residual	80% Alternate Weekly, 20% Weekly

Tonbridge & Malling Borough Council

The bar charts below represent Tonbridge & Malling Borough Council’s total tonnage consisting of kerbside, bring banks and third party organisations. It is split in terms of geographical destination (Kent, other UK or abroad) and resource destination (recycling & composting, electricity from waste & landfill) respectively.

Further details for this council are provided overleaf.



Contractor Details

No	Company Details	Kent Tonnage	Other UK Tonnage	Abroad Tonnage
1	Kent Enviropower Ltd (Energy to Waste)	26,616.18		
2	New Earth Solutions Ltd (Kent)	15,986.67		
3	Biffa Holdings (Redhill Landfill)		3,482.97	
4	Aylesford Newsprint Ltd	2,734.80		
5	Kier Services		1,784.43	
6	SITA UK Ltd (Landfill)	416.10		
7	MDJ Light Brothers Ltd		281.48	
8	Countrystyle Recycling Ltd		279.28	
9	Smurfit Kappa UK Ltd	159.58		
10	Lings Metals Ltd	101.59		
11	British Heart Foundation HQ		62.23	
12	Viridor Waste Kent Ltd (MRF)		9.75	17.33
13	*Other/Exempt (KCC advised split of 80%, 10% and 10%)	843.74	105.47	105.47
Total TMBC tonnage 52,987.07t made up of:-		46,858.66	6,005.61	122.80
TMBC has 7.45% of KRP's overall tonnage.		88.43%	11.33%	0.24%

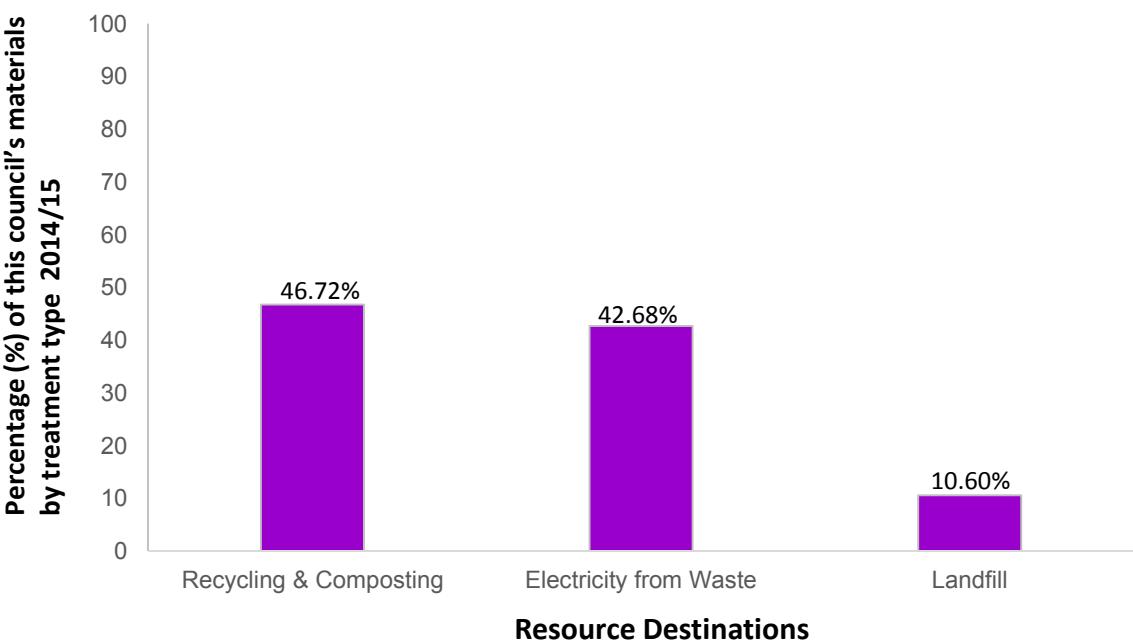
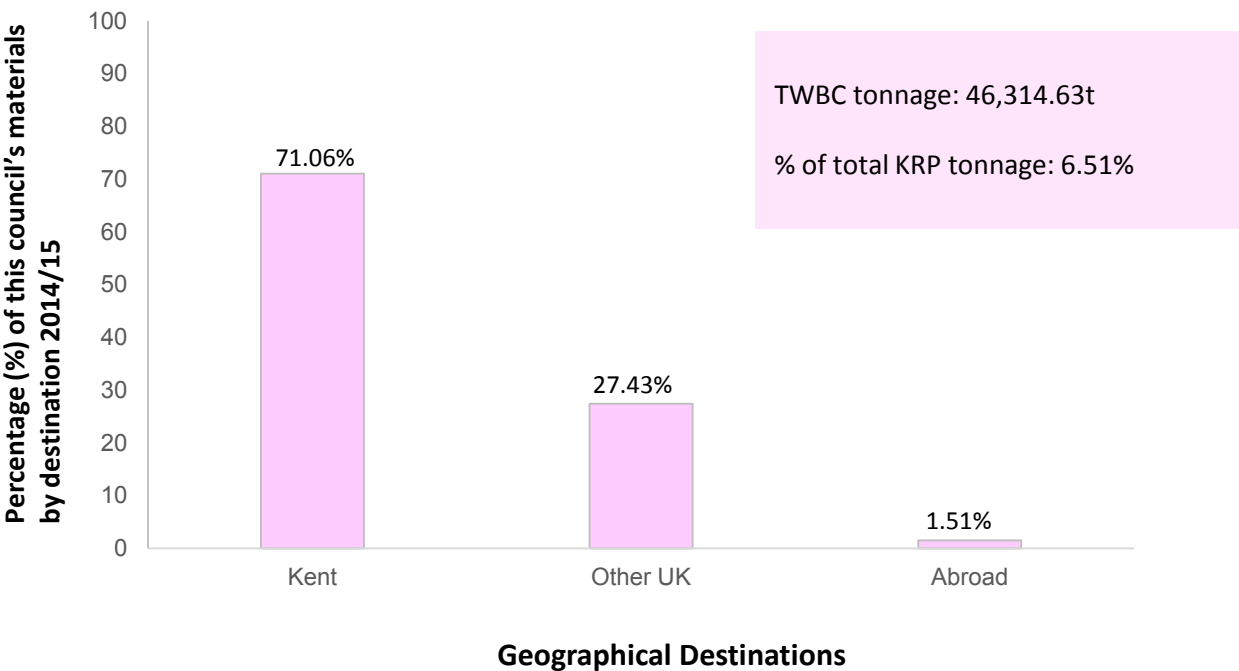
Service Information

Dry Recycling	Fortnightly
Food Waste	Alternate Weekly with Residual
Garden Waste	Alternate Weekly with Residual
Residual	Alternate Weekly with Garden and Food Waste

Tunbridge Wells Borough Council

The bar charts below represent Tunbridge Wells Borough Council’s total tonnage consisting of kerbside, bring banks and third party organisations. It is split in terms of geographical destination (Kent, other UK or abroad) and resource destination (recycling & composting, electricity from waste & landfill) respectively.

Further details for this council are provided overleaf.



Contractor Details

No	Company Details	Kent Tonnage	Other UK Tonnage	Abroad Tonnage
1	Kent Enviropower Ltd (Energy to Waste)	19,768.87		
2	New Earth Solutions Ltd (Kent)	11,798.04		
3	UPM Kymmene (UK) Ltd		5,208.22	
4	Biffa Holdings (Redhill Landfill)		4,887.81	
5	Wealden District Council		2,181.78	
6	Viridor Waste Kent Ltd (MRF)		377.67	671.40
7	DS Smith Paper Ltd	863.12		
8	Aylesford Newsprint Ltd	203.10		
9	Lings Metals Ltd	35.89		
10	SITA UK Ltd (Landfill)	5.60		
11	British Heart Foundation HQ		3.26	
12	Other Landfill		14.15	
13	*Other/Exempt (KCC advised split of 80%, 10% and 10%)	236.58	29.57	29.57
Total TWBC tonnage 46,314.63t made up of:-		32,911.20	12,702.46	700.98
TWBC has 6.51% of KRP's overall tonnage.		71.06%	27.43%	1.51%

Service Information

Dry Recycling	Alternate weekly.
Food Waste	Weekly collection with either residual or garden waste.
Garden Waste	Alternate weekly. (No Charge)
Residual	Alternate weekly.

Waste Data Flow ‘Other/Exempt’ Details

Other/Exempt Breakdown – Full List of Company Names, Addresses and Materials

These companies in total collectively dealt with 4,251.85 tonnes of Kent’s discarded household materials for 2014/15 equating to 0.60% of Kent’s overall tonnage.

No	Company Name	Address	Materials
44	Aylesford Metal Co	New Hythe Lane, Aylesford, Kent ME20 7PA	Cans & Other Scrap Metal
45	Barnardos	Barnardo's Head Office, Tanners Lane, Barkingside, Ilford, Essex IG6 1QG	Books, Textiles & Footwear
46	BCR Global Textiles Ltd	BCR Global Textiles Ltd, Greets Green Industrial Estate, Greets Green Rd, West Bromwich, B70 9EW	Textiles & Footwear
47	British Heart Foundation (HQ)	Greater London House, 180 Hampstead Rd, London NW1 7AW	Textiles & Footwear
48	Carey Collections Ltd	Railway Arches, Finch St, London SE8 5QA	Textiles & Footwear
49	Clothes Aid Services Ltd	Leroy House, 436 Essex Rd, London N1 3QP	Textiles & Footwear
50	Dover Immigration	Dover Immigration Removal Centre, The Citadel Western Heights, Dover, Kent	Bicycles
51	Eco-Aegis Services Ltd	Eastwood End, Wimblington, Cambs PE15 0QQ	Plastics
52	Enlightened Lamp Recycling Ltd	11 Ormside Way, Redhill, Surrey, RH1 2LW	WEEE - Flourescent Tubes
53	European Recycling Company	120 Beddington Lane, Croydon, Surrey CR0 4TD	Textiles & Footwear
54	G & P Batteries	Crescent Works Industrial Estate, Willenhall Rd, Darlaston, West Midlands WS10 8JR	No Automotive Batteries
55	Gary Pilcher & Valerie Pilcher (Trading as Bobbing Car Breakers)	Sheppey Way, Sittingbourne, Kent ME9 8QX	Mixed Tyres
56	Glass Recycling (UK) Ltd	418 Carlton Rd, Barnsley S71 3HX	Brown, Clear, Green Glass
57	Green Recycling Ltd	Quayside Industrial Park, Bates Rd, Maldon, Essex CM9 5FA	Textiles & Footwear
58	Green World Recycling Ltd	The Hayes Trading Estate, Folkes Rd, Stourbridge, West Midlands DY9 8RG	Textiles & Footwear
59	Ightham Scouts	Oldbury Lane, Ightham, Kent TN15 9DD	Textiles & Footwear
60	Impact Inkjet & Toner Recycler	Impact Inkjet & Toner Recycler, HQ, 19 Trubridge Rd, Hoo, Rochester, Kent ME3 9EN	Ink Cartridges/Toner
61	J M P Wilcox & Co Ltd	Beldray Works, Beldray Rd, Bilston, West Midlands WV14 7NH	Mixed Cans & Paper
62	Kent Air Ambulance	Kent Air Ambulance, Wheelbarrow Park Estate, Pattenden Lane, Marden, Kent TN12 9QJ	Textiles & Footwear
63	Kingsnorth Waste Management	Kingsnorth Industrial Estate, Hoo, Kent ME3 9ND	Plastics
64	Lampcare UK Recycling	Lampcare UK Recycling, Mead Park Industrial Estate, Harlow, CM20 2SE	Fluorescent Tubes

Waste Data Flow 'Other/Exempt' Details

No	Company Name	Address	Materials
65	Lasertech UK Ltd	Lasertech UK Ltd, Unit 5 Easter Court, Europa Boulevard, Westbrook, Warrington, Cheshire WA5 7ZB	Ink Cartridges/Toners
66	Lawrence M Barry & Co	Britannia Mill, North Crescent, London E16 4TG	Textiles & Footwear
67	Living Fuels	Living Fuels, Freedom Farm/Cowles Drove, Thetford, IP26 4JQ	Oil
68	Loddon Recycling Ltd	Lasham Depot, Lasham, Alton, Hampshire GU34 5SQ	No Automotive Batteries & WEEE - Flurescent Tubes
69	Luxus Ltd	Belvoir Way, Louth, LN11 0LQ	Other Plastics
70	Medway Waste Solutions Ltd	Unit 2, Harty Ferry Rd, Leysdown-on-Sea, Sheerness, Kent ME12 4BG	Textiles
71	Mid-Kent Metals Recycling Ltd	North Farm Industrial Estate, North Farm Lane, Tunbridge Wells, Kent TN2 3EE	WEEE - Small Domestic Appliances
72	Necessary Furniture	Necessary Furniture, Unit 2B, Canterbury Industrial Park, Island Rd, Hersden, Canterbury CT3 4HQ	Furniture
73	Neighbourhood Furniture Store	Trinity Trading Estate, Sittingbourne, Kent	Furniture
74	Nordic Recycling (MRF)	Tilbury Dock, Tilbury, Essex RM18 7EH	Mixed Paper & Card
75	Oxfam (HQ)	Oxfam House, John Smith Drive, Oxford OX4 2JY	Textiles & Footwear
76	Recycle-Direct.com	Coggeshall Rd, Stisted, Braintree, Essex CM77 8AE	Textiles & Footwear
77	Retrograde Ltd	Retrograde Ltd, Unit 17 Europa Trading Estate, Fraser Rd, Erith, Kent DA8 1QL	Books, Textiles & Footwear
78	Rocque Recycling	Rocque Recycling, Sheet Glass Rd, Queenborough, Kent ME11 5AP	Textiles & Shoes
79	Roud Recycling Ltd	The Laynes Farm, Lickpot Hill, Canterbury, Kent CT4 6TY	Gas Bottles
80	Salvation Army Trading Co Ltd	Recycling Unit, 66-78 Denington Rd, Denington Trading Estate, Wellingborough NN8 2QH	Textiles & Footwear
81	Samaritans	Address Unknown	Textiles & Footwear
82	Scrapco Metal Recycling Ltd	Longfield Farm, Old Hay, Paddock Wood, Tonbridge, Kent TN12 7DG	Other Scrap Metal
83	SE UK Ltd	Crown House, Church Rd, Claygate, Surrey KT10 0BF	Textiles & Footwear
84	Smurfit Kappa UK Ltd	Paper Mill, Mill Street, Snodland, Kent ME6 5AX	Paper
85	Synergy Asset Services	Merton Farm, Merton Lane, Canterbury, Kent CT4 7BA	Gas Bottles & Mixed Tyres
86	TC Recycling Slattery Waste Ltd	TC Recycling Slattery Waste Ltd, Dartford, Kent	Furniture
87	Textile Recycling For Aid & International Development (TRAID)	TRAID, 5 Second Way, Wembley, Middlesex, HA9 0YJ	Textiles & Footwear
88	Van Dalen UK Ltd	Perry Rd, Dagenham, Essex RM9 6QD	Scrap Metal
89	Veolia ES Cleanaway (UK) Ltd (MRF)	The Whitewall Centre, Whitewall Rd, Rochester, Kent ME2 4DZ	Paper
90	Vision Aid Overseas	Vision Aid Overseas, The Bell Centre, Newton Rd, Manor Royal, Crawley, West Sussex RH10 9FZ	Other Materials Spectacles