

From: **Patrick Leeson, Corporate Director for Education and Young People's Services**

Roger Gough, Cabinet Member for Education and Health Reform

To: **Education and Young People's Services Cabinet Committee – 1 July 2016**

Subject: **Review of the Kent Commissioning Plan for Education 2016-20**

Classification: **Unrestricted**

Past Pathway of Paper:

Summary: This report informs Members of the progress made in implementing the Kent Commissioning Plan for Education 2016-20 since its adoption by Cabinet in March 2015.

Recommendation(s):

The Education and Young People's Services Cabinet Committee is asked to note the progress achieved with the Education Commissioning Plan and the issues identified for further development, and consider the report prior to the next version of the Commissioning Plan in autumn 2016.

1. Introduction

- 1.1 In March 2016 Kent County Council published the latest Commissioning Plan for Education Provision in Kent 2016-20. This sets out how the County Council, as Strategic Commissioner of Education Provision, will provide sufficient good quality provision across all types and phases of education, in the right locations, to meet the demands of increased pupil numbers and parental preferences. The Plan is updated annually.
- 1.2 This report reviews the progress made since the latest Plan's publication. It covers:
 - Progress in implementing the expansion of school places for September 2016;
 - Review of forecasting accuracy;
 - Progress against our targets;
 - Progress in implementing the review of school places for SEN pupils;
 - Progress and achievements in relation to Early Years provision; and
 - Progress and achievements in relation to post-16 commissioning.
- 1.3 In summary, this Review demonstrates that:

- Commissioning and implementing the planned number of new school places for September 2016 has been successful with 14 of the 16 forms of entry at Primary schools being delivered and all 6FE of Secondary school capacity was provided. Delivery of a small number of projects has been adjusted in response to changing contexts during the year and these are set out in paragraph 2.2 below.
- Further progress has been made on delivering our commitment to rebuild or refurbish our Special schools with three projects being completed, four in construction and the final school gaining planning consent. This programme, together with the re-designation of pupil numbers, has provided an additional 365 places in Special schools for September 2016.
- Our forecasting methodology is accurate to within the +/- 1% target - Year Reception pupils (0.1% over forecast), all Primary School pupils (0.2% over forecast) and all Secondary School pupils (0.3% over forecast). Forecasts for Year 7 places were correct to within 2 pupils.
- Surplus capacity in the Primary School sector is at 6.1% in Reception Year and is 5.0% across all Primary School year groups (target is between 5%-7% surplus). The surplus Primary School places in the Districts varies from 0.5% in Dartford to 10.9% in Swale.
- Surplus capacity in Year 7 and across the Secondary School sector varies across travel to learn areas. There are particular pressures in Thanet where 2.8% of Year 7 places are vacant, and North West Kent with 3.5% surplus. Across Years 7-11 the levels of surplus places vary between 3.4% in Canterbury and 18.6% in Shepway.
- 87.2% of parents secured their 1st preference of a primary school place for September 2016. This exceeded the target of 85%. The picture was slightly different for Secondary school places with 81.4% securing their 1st preference against the target of 84%.
- There are sufficient places to meet need in the pre-school sector, although capacity is not always in the sector parents wish to choose.

2. Progress in Expanding the Number of School Places

- 2.1 Table 2.1 below outlines the places identified in the 2016 - 20 Commissioning Plan that needed to be delivered by September 2016, and compares this to the places delivered¹ by May 2016:

Table 2.1: Comparison of need identified by September 2016 with places delivered by May 2016

	Primary			Secondary	
	Permanent Year R	Temporary Year R	Temporary Years 1-5	Permanent Year 7	Temporary Year 7
Need identified in Plan	15.95FE	218 places	60 places	6FE	60 places
Places delivered	13.95FE	184	75	6FE	263
Difference	-2FE	-34	+15	-0FE	+203

¹ Delivered in this context includes places that have been agreed for 1-9-16 but may not be in place at the moment.

- 2.2 Tables 2.2 and 2.3 below set out the variations between what we planned to commission and what we have commissioned for September 2016 (Appendix 1 provides the full detail). Included in the variations are “needs” that have not been commissioned, alternatives, and additions.

Table 2.2: Variations from the Commissioning Intentions for delivery by September 2016 - Primary Provision

District	Planning Group	To be Commissioned	Variation	Reason	Impact
District		By 2016-17			
Canterbury	Herne Bay/Herne	30 Year 2 places	Not Commissioned	Unable to reach agreement with any school.	The pressure on places remains high and is being managed by the Coastal Alliance primary schools.
	Herne Bay/Herne	15 Year 5 Places	15 Additional Year 5 places commissioned at Reculver School	Demand for places.	Places available for local children.
Dartford	Dartford North	1FE in Dartford North	Commissioned at Temple Hill PS	School to be expanded was not identified in the KCP.	Places available for local children.
	Dartford West	0.6FE in Dartford West	Commissioned at Wentworth PS	School to be expanded was not identified in the KCP.	Places available for local children.
	Dartford East	2FE in Dartford East	1FE Commissioned at Brent PS	1FE not commissioned due to there being no suitable school identified for 2016. Possibility for 2017.	Parental preference percentage in Dartford East reduced, but still enough capacity to accommodate forecasted numbers. The 1 FE at Brent increased the number of first preferences secured in the area by 32.
	Swanscombe and Greenhithe	1FE in Swanscombe and	Commissioned at Craylands PS	School to be expanded	Places available for local children.

District	Planning Group	To be Commissioned	Variation	Reason	Impact
		Greenhithe		was not identified in the KCP.	
Dover	Deal	30 Year R	Commissioned an extra 30 Year. R places at Warden House Primary School	Number of applicants for Deal exceed forecast.	Increase numbers of parents getting 1 st and 2 nd school preference. No pupils had to be allocated a school.
Gravesham	Gravesend East	2FE in Gravesend East	1FE Commissioned at Westcourt PS	1FE at Tymberwood Academy on hold, pending latest admission data.	Parental preference percentage in Gravesend East reduced, but still enough capacity to accommodate forecast numbers.
Gravesham	Gravesend North	2FE in Gravesend North. 30 Year R places	1FE Commissioned at St John's Catholic PS	1FE and 30 Year R places not commissioned due to there being no suitable school identified for 2016.	Parental preference percentage in Gravesend North reduced, but still enough capacity to accommodate forecast numbers.
	Gravesend Southeast	1FE in Gravesend South East. 30 Year R places	1FE Commissioned at Singlewell PS	30 Year R places not commissioned, because no suitable school was identified in the planning area.	Parental preference percentage in Gravesend South East reduced, but still enough capacity to accommodate forecast numbers.
	Gravesend Southwest	30 Year R places	Not Commissioned	30 Year R not commissioned due to there being no suitable school identified for 2016.	Parental preference percentage in Gravesend Southwest reduced, but still enough capacity to accommodate forecast numbers.

District	Planning Group	To be Commissioned	Variation	Reason	Impact
				Possibility for 2017.	
	Northfleet	1FE in Northfleet	Commissioned at Copperfield Academy	School to be expanded was not identified in the KCP.	Places available for local children.
Maidstone	Maidstone North	1FE permanent	30 Temporary places commissioned at East Borough Primary School.	Permanent expansion has not been pursued as different options are being discussed with the EFA.	Places available at a good school. More families received first choice.
	Maidstone West	2FE at Jubilee Primary School	Free school presently 1FE. Will not increase to 2FE in present building.	Planning restriction by Maidstone Borough Council allows 1FE only on the present site.	Parental preference percentage in Maidstone West reduced, but still enough capacity to accommodate forecast numbers.
	Shepway and Parkwood	2FE	Commissioned at Langley Park Primary Academy.	The school opening was noted in the KCP but not the initial maximum pupil intake. Offered numbers in September 2016 will be as follows: 60 Year R places, 30 Year 1 places, 20	Places available for local children.

District	Planning Group	To be Commissioned	Variation	Reason	Impact
				Year 2 places.	
Sevenoaks	Sevenoaks Rural South West	1FE in Rural South West	Commissioned at Edenbridge PS	School to be expanded was not identified in the KCP.	Places available for local children.
	Sevenoaks Rural East	1FE in Rural East	Commissioned at Seal CE PS	School to be expanded was not identified in the KCP.	Places available for local children.
	Swanley and Hextable	1FE in Swanley and Hextable.	Commissioned at Hextable PS	School to be expanded was not identified in the KCP.	Places available for local children.
	Sevenoaks Rural West	0.15FE in Rural West	Commissioned at Weald PS	School to be expanded was not identified in the KCP.	Places available for local children.
Swale	Eastchurch and Warden Bay	15 Additional Year R places	Increase of 15 Year R places	Number of applicants living on the East of the island exceeded places available.	Places available for local children saving on transport costs.
	Sittingbourne East	30 additional Year 1 places	30 Year 1 places commissioned at Lansdowne PS	Demand for Year 1 places exceeded capacity.	Places available for local children.
Tonbridge and Malling	Tonbridge North	15 Year R places	St Margaret Clitherow offering 15 additional Year R places that were not	Academy chose to take 15 Year R pupils over PAN due	Places available for local children.

District	Planning Group	To be Commissioned	Variation	Reason	Impact
			identified in the KCP.	to number of 1 st preferences.	
	Tonbridge Central	30 Year R places	The temporary places were not commissioned.	As St Margaret Clitherow increased their intake by 15 places and the numbers of preferences were not as high as expected there were sufficient places.	Places available for local children.

Table 2.3: Variations from the Commissioning Intentions for delivery by September 2016 - Secondary Provision

District	To be Commissioned	Variation	Reason
District	By 2016-17		
Dartford	20 Year 7 places	Commissioned 20 Additional places at Dartford Grammar School for Girls	To equalise the intake for the Girls Grammar with Dartford Grammar School.
Gravesham	2FE in Gravesend	Commissioned 1FE at Northfleet School for Girls. Commissioned 1FE at Northfleet Technology College	Schools to be expanded were not identified in the KCP.
Shepway	53 Year. 7 in both 2016 and 2017	Commissioned at Brockhill Park Academy	Intakes have been increase to mitigate the closure of Pent Valley.
	30 Year 7 30 Year 8 30 Year 9 60 Year 10	Commissioned at Folkestone Academy	Intakes have been increase to mitigate the closure of Pent Valley.
Tunbridge Wells	30 Year R places	30 temporary Year 7 places at Skinners Kent Academy	Temporary Year 7 places needed due to under forecast of places in Tunbridge Wells.
	30 Year R places	30 temporary Year 7 places Bennett Memorial	Temporary Year 7 places added to meet localised pressure.

- 2.3 There continues to be a growing number of Academy schools operating in Kent. Table 2.4 lists the schools that have opened under a sponsor, have converted to academy status under a sponsor or have transferred to a new sponsor.

Table 2.4: Academies created since September 2015

Area	School	Date	Promoter	
Ashford	Finberry PS	1 Sept 2015	The Stour Academy Trust	New Academy
Gravesham	Istead Rise PS	1 Sept 2015	Swale Academies Trust	Converted
Shepway	Martello Grove Academy	1 Sept 2015	Lilac Sky Academy Trust	New Academy
Tunbridge Wells	Mascalls School	1 Sept 2015	Leigh Academies Trust	Transfer
Thanet	Ramsgate Free School	1 Sept 2015	Chilton Academy Trust	Free School
Tunbridge Wells	Skinner's Kent PS	1 Sept 2015	The Skinner's Kent Academy	New Academy
Swale	Thistle Hill Academy	1 Sept 2015	Lilac Sky Academy Trust	New Academy
Tonbridge & Malling	Valley Invicta PS at Holborough Lakes	1 Sept 2015	Valley Invicta Academies Trust	New Academy
Tonbridge & Malling	Valley Invicta PS at Kings Hill	1 Sept 2015	Valley Invicta Academies Trust	New Academy
Tonbridge & Malling	Valley Invicta PS at Leybourne Chase	1 Sept 2015	Valley Invicta Academies Trust	New Academy
Gravesham	Culverstone Green PS	1 Oct 2015	The Pathway Academy Trust	Converted
Shepway	Dymchurch PS	1 Oct 2015	The Village Academy Trust	Converted
Gravesham	Riverview IS	1 Oct 2015	The Pathway Academy Trust	Converted
Swale	St George's CEPS	1 Oct 2015	Aquila (Diocese of Canterbury Academy Trust)	Converted
Ashford	Kingsnorth CEPS	1 Nov 2015	Aquila (Diocese of Canterbury Academy Trust)	Converted
Gravesham	Chantry Community Academy	1 Jan 2016	Greenacre Academy Trust	Transfer
Dartford	Manor Community PS	1 Feb 2016	Cygnus Academies Trust	Converted
Dartford	Westgate PS	1 April 2016	Cygnus Academies Trust	Converted
Tunbridge Wells	Brenchley & Matfield CEPS	1 May 2016	The Tenax Schools Trust	Converted

- 2.4 Table 2.5 below sets out other changes to schools during the academic year 2015/16.

Table 2.5

School(s)	District	Change	Date
Woodlands Junior and Infant Schools	Tonbridge and Malling	Amalgamation	1 September 2016
St George's CE Foundation School	Thanet	Becomes all through school. Will open 2FE KS1 provision initially	1 September 2016
Pent Valley Technology College	Shepway	Will close to Years 7, 8, 9	31 August 2016 Full closure 31 August 2017

3. Review of Forecasting Accuracy

- 3.1 The Plan sets out forecast roll numbers (by planning areas at Primary school level and by District at Secondary school level) across each District in Kent. In all cases below the forecast 2015/16 roll is compared to the actual roll as at January 2016. Our target is to be accurate to within plus or minus 1% at County level. However, we use this benchmark for each District and for each age group. Where accuracy at District level is outside the accuracy threshold a comment has been included.

Forecasting Accuracy for Reception Year Numbers

- 3.2 Table 3.1 below sets out the accuracy of the Year R forecasts. It shows that for Kent overall, forecasts are accurate to within 0.1%. This is a smaller variation than in previous years. This is due to small improvements to the migration factors in the forecast model.

Table 3.1: Comparison of Year R forecast v January 2016 roll

Area and District	Forecast Year R roll (2015/16)	Actual Year R roll Jan 2016	Difference (forecast less actual)	Over / under forecast (%)
East Kent	4,857	4,880	-23	-0.5
Canterbury	1,487	1,501	-14	-0.9
Swale	1,768	1,755	13	0.7
Thanet	1,602	1,624	-22	-1.4
North Kent	4,257	4,231	26	0.6
Dartford	1,462	1,452	10	0.7
Gravesham	1,390	1,346	44	3.2
Sevenoaks	1,405	1,433	-28	-2.0
South Kent	3,948	3,925	23	0.6
Ashford	1,524	1,501	23	1.5
Dover	1,201	1,190	11	0.9
Shepway	1,223	1,234	-11	-0.9
West Kent	4,766	4,773	-7	-0.2

Area and District	Forecast Year R roll (2015/16)	Actual Year R roll Jan 2016	Difference (forecast less actual)	Over / under forecast (%)
Maidstone	1,906	1,876	30	1.6
Tonbridge and Malling	1,559	1,590	-31	-2.0
Tunbridge Wells	1,301	1,307	-6	-0.4
Kent Totals	17,828	17,809	19	0.1

Comments:

Thanet: Variation in migration levels has seen a shift from a 4% over-forecast last year to 1.4% under-forecast this year. Migration of families with young children remains a pressure.

Gravesham: This is the second year of over-forecasting against actual roll in Gravesham. This year the over-forecast was more significant.

Sevenoaks: In 2014/15 Sevenoaks forecast was 4.1% over. This year it is more accurate at 2% under-forecast.

Ashford: Forecasts are more accurate (6.3% over-forecast last year). The forecasts use a three year trend, thus the improved accuracy is a result of the effect of very high migration rate seen in 2013/14 reducing.

Maidstone: The level of over-forecast has increased this year.

Forecasting Accuracy of Primary School Roll Numbers

- 3.3 Table 3.2 below sets out the accuracy of the forecasts for Primary age pupils. Across Kent, the forecast was 0.2% higher than actual rolls. This shows a high level of accuracy. 2 of the 12 districts are slightly outside the plus or minus 1% target.

Table 3.2: Comparison of Primary forecast v January 2016 roll

Area and District	Forecast primary roll (2015/16)	Actual primary roll Jan 2016	Difference (forecast less actual)	Over / under forecast (%)
East Kent	33,603	33,500	103	0.3
Canterbury	10,190	10,120	70	0.7
Swale	12,425	12,383	42	0.3
Thanet	10,988	10,997	-9	-0.1
North Kent	28,067	28,041	26	0.1
Dartford	9,443	9,478	-35	-0.4
Gravesham	9,336	9,233	103	1.1
Sevenoaks	9,288	9,330	-42	-0.5
South Kent	27,196	27,103	93	0.3
Ashford	10,538	10,476	62	0.6

Area and District	Forecast primary roll (2015/16)	Actual primary roll Jan 2016	Difference (forecast less actual)	Over / under forecast (%)
Dover	8,410	8,301	109	1.3
Shepway	8,248	8,326	-78	-0.9
West Kent	31,263	31,299	-36	-0.1
Maidstone	12,241	12,169	72	0.6
Tonbridge	10,572	10,680	-108	-1.0
Tunbridge Wells	8,450	8,450	0	0.0
Kent Totals	120,129	119,943	186	0.2

Comments:

Gravesham: The over-forecast in Year R accounts for much of this.

Dover: No obvious cause.

Forecasting Accuracy for Year 7 Pupils

- 3.4 Table 3.3 below sets out the accuracy of the Year 7 pupil forecasts. Across Kent there were 2 more pupils than forecast in Year 7, which is a very high degree of accuracy. However, a number of areas were outside the forecast target of plus or minus 1%.

Table 3.3: Comparison of Year 7 forecast v January 2016 roll

Area and District	Forecast Year 7 roll (2015/16)	Actual Year 7 roll Jan 2016	Difference (forecast less actual)	Over / under forecast (%)
East Kent	4,479	4,441	38	0.9
Canterbury	1,473	1,440	33	2.3
Swale	1,559	1,571	-12	-0.8
Thanet	1,447	1,430	17	1.2
North Kent	3,217	3,309	-92	-2.8
Dartford	1,493	1,513	-20	-1.3
Gravesham	1,247	1,283	-36	-2.8
Sevenoaks	477	513	-36	-7.1
South Kent	3,469	3,474	-5	-0.1
Ashford	1,336	1,318	18	1.4
Dover	1,147	1,133	14	1.2
Shepway	986	1,023	-37	-3.6
West Kent	4,930	4,873	57	1.2
Maidstone	1,918	1,954	-36	-1.9
Tonbridge and Malling	1,596	1,543	53	3.5
Tunbridge Wells	1,416	1,376	40	2.9

Area and District	Forecast Year 7 roll (2015/16)	Actual Year 7 roll Jan 2016	Difference (forecast less actual)	Over / under forecast (%)
Kent Totals	16,095	16,097	-2	0.0

Comments:

Canterbury: The closure of Chaucer is still impacting on forecasts as historic trends take three years to work through.

Thanet: Slightly outside target.

Dartford: Slightly outside target.

Gravesham: Higher than forecast migration into Gravesham.

Sevenoaks: The opening of the Trinity Free School will affect the forecast for 3 years. Accuracy improved from 12.5% under-forecast last year.

Ashford: This is due to parental choice for Shepway schools.

Dover: Forecast was more accurate than last year's which was 3.3% over-forecast.

Shepway: Increasing proportion of Year 6 cohort number translating into Year 7 applications. Reduced migration out of the District and more migration into Shepway.

Maidstone, Tonbridge & Malling, Tunbridge Wells: Inter-relationship between these Districts and Sevenoaks.

Forecasting Accuracy of Secondary School Roll Numbers

- 3.5 Table 3.4 below sets out the accuracy of the Year 7-11 pupil forecasts. Across Kent these were 0.3% higher than actual rolls. This shows a high level of accuracy. Only 4 of the 12 districts are showing a percentage over or under forecast outside the plus or minus 1% target.

Table 3.4: Comparison of Year 7-11 forecast v January 2016 roll

Area and District	Forecast secondary roll (2015/16)	Actual secondary roll Jan 2016	Difference (forecast less actual)	Over / under forecast (%)
East Kent	21,851	21,884	-33	-0.2
Canterbury	7,464	7,377	87	1.2
Swale	7,618	7,569	49	0.6

Area and District	Forecast secondary roll (2015/16)	Actual secondary roll Jan 2016	Difference (forecast less actual)	Over / under forecast (%)
Thanet	6,769	6,938	-169	-2.4
North Kent	15,171	15,188	-17	-0.1
Dartford	7,150	7,136	14	0.2
Gravesham	5,989	6,000	-11	-0.2
Sevenoaks	2,032	2,052	-20	-1.0
South Kent	17,246	17,129	117	0.7
Ashford	6,519	6,466	53	0.8
Dover	5,824	5,746	78	1.4
Shepway	4,903	4,917	-14	-0.3
West Kent	23,960	23,800	160	0.7
Maidstone	9,238	9,217	21	0.2
Tonbridge and Malling	7,645	7,590	55	0.7
Tunbridge Wells	7,077	6,993	84	1.2
Kent Totals	78,226	78,007	227	0.3

Comments:

Canterbury: Slightly outside the 1% target.

Thanet: Immigration in older year groups.

Dover: Slightly outside the 1% target.

Tunbridge Wells: Slightly outside the 1% target.

4. Progress in Achieving Our Targets

- 4.1 The targets which relate to providing sufficient school places are set out in 'Vision and Priorities for Improvement', and are reproduced in Table 4.1 below.
- 4.2 Maintaining sufficient surplus capacity in schools across an area is essential both to meet increased demand and to enable parental preferences to be met. We strive to maintain at least 5% surplus capacity in school places in line with demand and parental preferences, each year.
- 4.3 Table 4.1 below shows that surplus capacity in Reception classes across Kent is at 6.1% and for all Primary age pupils it is 5.0%. Three districts are operating below 5% surplus Year R capacity, five at between 5%-7% surplus, and the remaining four districts operate above 7% surplus capacity. Across all Primary School year groups (Reception to Year 6) six districts are operating below 5% surplus capacity, three at between 5%-7% surplus, and the remaining three districts operate above 7% surplus. In the previous year four of the 12 Districts had less than 5% surplus Year R capacity, and five had less than 5% surplus across all year groups.

- 4.4 Across the Secondary School age range there is a high percentage of surplus capacity overall with 9.1% surplus places in Year 7 and 10.1% surplus places across Years 7-11. While this is reflecting a period of reduced demand due to the size of the Secondary School population the surpluses are smaller than last year. As the increased numbers of Primary aged pupils transfer to Secondary schools over the next few years, demand will rise and surplus capacity will return to an effective operating level. Two travel to learn areas have less than the 5% target surplus places in Year 7 (Dartford, Gravesham and North Sevenoaks travel to learn area and Thanet). Capacity has been added into Dartford and Gravesham to alleviate the pressures. Capacity has also been added into Swale and Canterbury which will alleviate pressures in Thanet. Across all Secondary Year groups two areas have surplus places below the 5% target, these being Canterbury and Thanet.

Table 4.1

Targets	January 2016		
Maintain at least 4% surplus Primary School capacity in each District.	District	Year R	Yrs. R-6
	Ashford	8.2%	4.8%
	Canterbury	6.8%	6.6%
	Dartford	0.5%	-0.3%
	Dover	9.7%	8.6%
	Gravesham	0.7%	0.3%
	Maidstone	4.0%	5.4%
	Sevenoaks	6.7%	7.8%
	Shepway	5.7%	4.8%
	Swale	10.9%	3.6%
	Thanet	5.0%	3.0%
	Tonbridge and Malling	7.7%	6.3%
	Tunbridge Wells	5.6%	8.5%
	Kent	6.1%	5.0%
Maintain at least 9% surplus Secondary School capacity in each travel to learn area.	Area	Year 7	Yrs. 7-11
	Dartford, Gravesham & N. Sevenoaks.	3.5%	8.7%
	S. Sevenoaks, Tonbridge & Tunbridge Wells.	7.6%	10.3%
	Maidstone & Malling.	11.2%	12.9%
	Ashford	14.3%	11.1%
	Canterbury	7.3%	3.4%
	Dover	19.1%	14.4%
	Shepway	14.4%	18.6%
	Swale	8.4%	10.4%
	Thanet	2.8%	4.6%
	Kent	9.1%	10.1%

- 4.5 We set targets for the percentage of families securing their **first preference schools** for entry in September 2016. For Primary schools the target was 85% and on Offer Day 87.2% of parents secured their first preference.
- 4.6 For Secondary schools the target was 84%, and 81.4% of parents secured their first preference.
- 4.7 The target for first and second preferences for both Primary and Secondary schools was 94%, with 92.8% of parents securing their first or second preference

at a Secondary school and 94.1% securing their first or second preference in a Primary school.

- 4.8 Comparative data showing percentages of preferences received across South East Authorities is expected to be published by the DfE in the summer. The information will be made available on our website at that time.

5. Progress in implementing Changes to Provision for SEND Pupils

- 5.1 Our Strategy, published in 2013, to improve the outcomes for Kent's children and young people with SEN and those who are disabled (SEND) recognised that current SEN capacity had not kept pace with changing needs, and that we continue to commit a significant level of resources to transporting children to schools away from their local communities.
- 5.2 In planning and commissioning SEN provision we aim to provide a flexible range of provision that can respond to the needs of individual pupils and parental preferences. The Commissioning Plan 2016-20 sets out our commissioning intentions to improve access to local education by offering a range of provision that responds to the needs of individual children and young people, taking account of collaborative arrangements (including between Special and mainstream schools).
- 5.3 The County Council's capital programme continues to prioritise the commitment to ensure sufficient Special School places exist, and these are in high quality environments. There were 10 Special School projects contained within the initial programme of works, of which 8 were incomplete at the time of last year's review of the Commissioning Plan. Progress against the remaining 8 projects is set out in stages below:

Three projects are complete:

- **Broomhill Bank** (West Kent) – Provision of additional, extended and refurbished classrooms, together with improved changing facilities and new build studio hall.
- **Laleham Gap** (East Kent) – Education Funding Agency (EFA) managed relocation and new build project. Some design flaws and issues with quality of construction have become evident. The LA and School have challenged the EFA to resolve the issues.
- **St Anthony's** (East Kent) - New sports hall, changing areas, office space and new reception area.

Four projects are in progress on site:

- **Foreland** (East Kent) - New build school on a new site. The project is progressing well on site, with an anticipated programme completion in February 2017.

- **Foxwood and Highview** (South Kent) - New build school on a new site. The project is progressing well on site, with an anticipated programme completion in July 2016.
- **Five Acre Wood** (West Kent) – The project is a complex re-development of the existing Five Acre Wood site, which has been dependent on agreements with third parties. The refurbishment works within the existing school have been completed; the extensions to hall, reception and kitchen have been completed. The main project includes a significant new build extension together with remodelling of the external areas. This is currently on programme for completion in April 2017.
- **Portal House School** (South Kent) – The project involves the redevelopment of the existing Portal House site, with significant new build and remodelling of part of the existing building. Through necessity the project is being completed in two main phases. Phase 1 is now underway on site.

One project is at contract award stage:

- **Ridge View** (West Kent) – Delays on the project occurred due to planning issues. These have now been overcome and planning approval is in place to construct a new build school on a site in Tonbridge, with a completion target of September 2017.

Additional capital projects

- 5.4 **Wyvern School** (Ashford) - The statutory process to expand Wyvern School is complete. Initial internal work will be undertaken to accommodate an increase in numbers while the extension is completed. Additional Year R and Key Stage 1 pupils will be taken from September 2016. The capital expansion project consists of 4 additional class bases, a new studio hall, ancillary spaces and additional external spaces, including further parking. The planning submission has been made and if approved the intention is to commence work on site in summer 2016 and complete in August 2017.
- 5.5 **Meadowfield School** (Swale) is being expanded by a further form of entry. Phase 1 has planning approval and has commenced on site to provide an additional class base and ancillary services. Phase 2 is currently in for planning permission and will provide two further class bases. The scheme to provide the remaining facilities for expansion is in development.

Increasing the designated number of places available

- 5.6 The requisite education statutory proposals have been completed to achieve a total of 3,798 places, an increase of 365 additional places in Special schools since 1 September 2015. The majority of these expansions are reliant on significant capital investment and expansion schemes, as detailed above. In most cases these additional places will be filled incrementally.

Table 5.1: Designated Numbers at Kent Maintained Special Schools and Academies as at 1 September 2016

School	Need Type Provision	District	Current Designated Number	Basic Need (Increase)
Goldwyn School	BESN	Ashford	115	0
Wyvern School, The	PSCN	Ashford	270	105
Orchard School, The	B&L	Canterbury	96	0
St Nicholas' School	PSCN	Canterbury	200	0
Rowhill School	B&L	Dartford	106	0
Harbour School	B&L	Dover	96	0
Portal House School	BESN	Dover	80	0
Ifield School, The	PSCN	Gravesham	190	0
Bower Grove School	B&L	Maidstone	183	0
Five Acre Wood School	PSCN	Maidstone	330	55
Milestone School	PSCN	Sevenoaks	203	0
Valence School	PD	Sevenoaks	80	0
Foxwood School	PSCN	Shepway	336	54
Highview School	PSCN	Shepway		
Meadowfield School	PSCN	Swale	209	0 ²
Foreland School, The	PSCN	Thanet	200	0
Laleham Gap School	ASD	Thanet	170	0
St Anthony's School	B&L	Thanet	112	0
Stone Bay School	ASD	Thanet	66	0
Grange Park School	ASD	Tonbridge & Malling	100	21
Ridge View School	PSCN	Tonbridge & Malling	228	48
Broomhill Bank School	ASD	Tunbridge Wells/ Sevenoaks	210	74 ³
Oakley School	PSCN	Tunbridge Wells	218	0
Total			3,798	365

Decommissioning of SEN places

The Royal School for the Deaf

- 5.7 The Royal School for Deaf Children was part of the John Townsend Trust, which also included Westgate College. The Council became aware in the summer that the Trust was experiencing financial difficulty and in November 2015 after a whistleblowing incident related to safeguarding in the services provided to vulnerable adults, CQC (the organisation responsible for inspection settings of this type) issued an immediate notice to close the residential accommodation on the Margate Site. The impact of the loss of revenue meant that the Trust was no longer financially viable and it was put into financial administration. Kent County Council was notified about this on 7 December 2015 and less than a week later,

² The 2016-20 Commissioning Plan refers to a proposed increase of 61 places at Meadowfield School. A phased approach is being followed for this scheme, as set out earlier in this review. Phase 2 will be considered alongside other options to create additional capacity in this locality.

³ Broomhill Bank has expanded across a second site following the closure of Furness School. Broomhill Bank utilises the former Furness site to provide 24 residential and 50 day places for pupils with ASD or Communication & Interaction Needs (CI).

on the 11th December 2015, the Council alongside parents, carers and staff were informed that following a full review of the Trust's financial situation, the administrators concluded that the Trust was not financially viable in the short or long term and it took the decision to close. The College, 6th Form and School closed with immediate effect.

- 5.8 Kent County Council had 14 pupils of compulsory school age in the School and 6 more in the 6th Form. The majority of the pupils have been catered for by provision which has been established at the Foreland Special School and for students in partnership with East Kent College. A small number of individual placements were made in other settings which reflected the best match for those individual children and young people. KCC was able to make a suitable offer of education to every Kent pupil who was affected by the closure. Many of the pupils were placed by other Local Authorities and it was their responsibility to identify an alternative placement.

Pent Valley School (Shepway)

- 5.9 Pent Valley School previously hosted provision reserved for pupils with Visual Impairment (VI) and Physical Disability (PD). However, this provision ceased to be commissioned with effect from April 2016 due to low numbers and a lack of qualified specialist staff. The new arrangements ensure that the provision set out in the statements or EHCPs for pupils with VI or PD are met and any receiving school has access to High Needs funding to support the pupils and to specialist qualified peripatetic staff from the Specialist Teaching Service. KCC will ensure that the appropriate, necessary specialist equipment will also continue to be available to support the pupils involved.

Specialist Resource Base Provision (SRBP)

- 5.10 More than 58% of all pupils with Statements of Special Educational Needs or Education, Health and Care Plans attend Special schools. This is much higher than the national average. The remaining 42% attend a local mainstream school. Approximately 13% of children require higher levels of support than can be provided in their local mainstream schools, although their needs are not so complex that Specialist school placements are appropriate. For these children we maintain a range of Specialist Resource Based Provisions (SRBP) which are based in mainstream schools, with places reserved for pupils with statements or EHCPs. Any new school schemes responding to housing pressures are expected to include proposals for specialist SEND provision either as a Satellite linked to a Special school or as host SRBP provision in a mainstream school. Five new mainstream Primary schools will host SRBPs. Unfortunately construction delays have prevented us from delivering our intention to open these for September 2015 (see Table 5.2). Places will be available at four of the new schools during 2016.

Table 5.2: Proposed SRBP provision from September 2015

School	School Type	SRBP Type	District	Places added	
				2016	2017
Thistle Hill (new)	PRI	BESN	Swale	8	14

School	School Type	SRBP Type	District	Places added	
				2016	2017
Valley Invicta Primary School at Leybourne Chase (new)	PRI	BESN	Tonbridge & Malling	6	8
Valley Invicta Primary School at Holborough Lakes (new)	PRI	BESN	Tonbridge & Malling	6	8
Valley Invicta Primary School at Kings Hill (new)	PRI	ASD	Tonbridge & Malling	8	12
Finberry (new)	PRI	BESN	Ashford	0	15
			Total	28	57

- 5.11 SRBP Provision outlined in Table 5.3 below for September 2016 is on track to provide up to 45 of the 60 anticipated places. These will be filled incrementally. The opening of the new Primary school at Castle Hill, a scheme delivered by the developer, has been put back until September 2017 due to construction challenges.

Table 5.3: Specialist Resource Base Provision – for 1 September 2016

School	School Type	SRBP Type	District	Start date	Total no
Langley Park Primary Academy	PRI	ASD	Maidstone	2016	15
Reculver Primary School	PRI	C&L/VI	Canterbury	2016	15
Canterbury Primary Academy	PRI	ASD	Canterbury	2016	15
Primary Academy at Castle Hill	PRI	SLCN	Dartford	2017	15
				Total	60

- 5.12 Parent feedback on the SRBP at Oakfield which opened in September 2015 recognises the very positive impact of having this specialist provision for ASD in a local mainstream school.
- 5.13 New Secondary education provision has been established at Wilmington Academy for up to 15 pupils. The provision will admit 4 pupils in the first instance from September 2016. Castle Community College (Deal) has been re-commissioned to meet the needs of pupils with speech, language and communication difficulties.

Special School Satellite Provision

- 5.14 We currently have satellite provision for three of our PSCN Special schools linked to Oakley, Five Acre Wood and St Nicholas. These satellites are based on mainstream school sites. Pupils who attend are on the rolls of the Special schools concerned, but pupils integrate in to the mainstream school's classes, with support, where this is suitable and appropriate for the individual pupil.
- 5.15 Since September 2015 we have created a further Satellite of Five Acre Wood School in Holmesdale Secondary School. The new Satellite provision can incorporate up to 30 Key Stage 3 and 4 places and up to 40 places for Key Stage 5 pupils aged 16 and over. This will increase the choice of provision open to

students and their families and provide continuity of a mainstream based placement for pupils that are educated in the Satellite at East Borough Primary School.

- 5.16 We have advanced our plans for a further Satellite linked to Ridge View School (Tonbridge and Malling) and in addition to the relocation project we have undertaken a statutory proposal to establish additional classes for Ridge View School within the proposed relocated Wouldham All Saints CEP School site for September 2017. The new provision will grow incrementally over time and will eventually provide for up to 48 Primary aged pupils with moderate to complex learning difficulties. The accommodation will provide 4 fully integrated SEN class bases and associated resourced staff areas, group, therapy and hygiene rooms. Subject to planning permission, work is due to commence in summer 2016 and complete in August 2017.

Independent and non-maintained SEND placements

- 5.17 Where the needs of individual pupils cannot be met in Kent maintained Special schools, placements are commissioned in the independent non-maintained sector (sometimes referred to as 'Out of County'). Table 5.5: shows current placements by pupil home area.

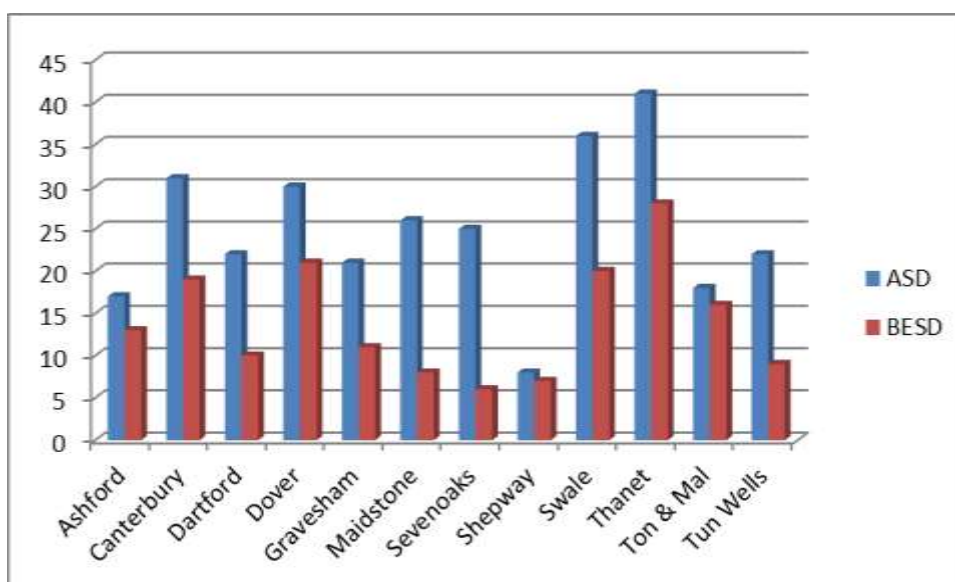
Table 5.5: Independent sector placements, by home District

North		South	
Dartford	38	Ashford	42
Gravesham	36	Shepway	16
Sevenoaks	37	Dover	55
Total	111		113

East		West	
Canterbury	57	Maidstone	41
Swale	59	Ton & Mall	39
Thanet	75	Tun Wells	40
Total	191	Total	120

- 5.18 Graph 5.6 highlights the pupil home district for the most prevalent need types; autism spectrum disorder (ASD) and social, emotional and mental health (sometimes known as behaviour, emotional and social need BESD).

Graph 5.6: Independent sector placements for ASD and BESD



- 5.19 24 pupils placed in the Independent sector have needs which fall within the range of District PSCN Special schools. 8 of these pupils live within the area served by Ridge View. This would be unnecessary if Kent's schools had sufficient capacity. It is anticipated that the planned increases in the capacity of the PSCN Special schools will reduce the future demand for independent sector placements, once the capital schemes are completed.

6. Early Years and Childcare Provision

- 6.1 The Early Years and Childcare element of the Commissioning Plan 2016 - 20 included the following key features:

- All districts continued to have surplus early education places
- The duty introduced in September 2013 to ensure that eligible two year olds were able to access free early education provision has continued to be met, plus the take up of these places by eligible children has continued to rise
- Statistically there were gaps in provision for Out of School Childcare for school-aged children, particularly in Dartford, Dover, Canterbury, Shepway and Thanet. However, the Children and Families Information Service has not reported any issues with parents not being able to find childcare
- Work has continued with schools to engage them in local planning for Early Years provision and to encourage more schools with maintained nurseries to expand their provision to offer early education places for two year olds. 24 of the 69 Kent schools with maintained nurseries are now registered to offer places for two year olds, although only three currently have children actually attending.

Progress and Achievements

6.2 Early Education for Two Year Olds

Since September 2014, Kent's target for the number of places to be established has been 6,501, with corresponding although very slightly varying numbers of two year olds being eligible at any point in time, based on the most recent list from the

Department for Work and Pensions. Current places registered (May 2016) are as follows:

• Private, voluntary and independent provision	8,221 places
• Childminders	1,685 places
• Maintained nurseries	8 places
• Total	9,914 places

- 6.3 The District with the most significant challenges continues to be Gravesham. However, although the level of take up of places has been the lowest in the county, this is slowly increasing alongside the increase in the take up of places elsewhere in the County. The supply has always been and continues to be sufficient to meet demand.

Out of School Childcare Sufficiency

- 6.4 A key issue is to ensure that KCC is fulfilling its statutory duty in securing sufficient Out of School Childcare as required to meet the need. In 2014, a survey was commissioned to ascertain where unregistered provision was operating in schools and contributing to the supply market. The survey had an excellent response rate of 82%. The information from the survey was aggregated with information about Ofsted registered out-of-school childcare provision and captured in a new 'Childcare Sufficiency Model'. From January 2016, the annual Schools Census required schools to include information about their provision of any Out of School Childcare to include Breakfast, After School and Holiday Clubs. This information will be factored into the next Childcare Sufficiency Model, being prepared for the academic year 2016 – 2017.

Key issues

6.5. Childcare Act 2016

The Childcare Act 2016 places a new statutory duty on local authorities to ensure the availability of an additional 15 hours of free childcare (30 hours in total) for the three and four year old children of eligible working parents with effect from September 2017. The Department for Education consultation on proposals seeks views on a range of issues including:

- ensuring the operation of a 'grace period' for parents (i.e. where a parent has been eligible for an accessing the additional 15 hours but then ceases to work and therefore be eligible)
- how places might be delivered more flexibly
- provision for children with special education needs and disabilities
- the role and responsibilities of local councils in securing places

The consultation closes on 6 June 2016

6.6 Sustainability and Funding

Kent continues to have a higher than average rate of funding for its three and four year old Free Entitlement and also passports 100% of the Government funding for two year olds to providers. However, this is still proving to be a challenge in some

parts of the County where the rate is lower than providers charge on the open market.

The consultation on the level of funding for the Free Early Education Entitlement (significantly now including the additional 15 hours for three and four year olds) was originally promised to run concurrently with the consultation on the 30 hour entitlement, but has been delayed until 'later in 2016'. The ability of providers to offer the additional 15 hours (which will be optional for them) will be highly dependent on a significantly increased level of funding compared to that offered currently. Offering more funded hours reduces providers' ability to charge for these hours on the open market and at higher rates in order to help subsidise the Free Entitlement.

6.7 Capital Funding

Where gaps are, or may be, identified in the supply of free early education places for two, three and four year olds and/or out of school childcare for older children, the absence of capital funding continues to be a prohibitive factor in establishing the required provision. Alongside the Childcare Act 2016 consultation, local authorities have been asked to submit Expressions of Interest in bidding for capital funding to support their delivery of the 30 Hours Free Entitlement, to which KCC has responded.

7. Post-16 Commissioning

7.1 The Post-16 commissioning element of the Commissioning Plan 2016-20 included the following current priorities to develop a high quality learning route for every young person:

- Greater choice of academic, vocational and technical learning pathways, apprenticeships, and other work based learning at district level
- Raising Attainment
- Closing achievement gaps
- Ensuring options lead to sustainable further or higher learning, employment (where appropriate with training)
- Establish the right delivery arrangements at a local and area level
- Create stronger partnerships and consortia
- Develop personalised pathways for vulnerable learners

Progress and Achievements

7.2 Develop a high quality learning route for every young person:

- In 2015- 2016 the priority to increase the number of 16-18 year old apprenticeships has been a major campaign for all providers. This has been a highly successful activity in Kent as this year's figures show an increase of 20% 16-18 year old apprenticeship starts have been recruited to date. There is, however, a low number of higher level apprenticeships and work is being done to improve the recognition and the profile of this pathway.
- The movement from level 1 to level 2 English has greatly improved across Kent to 34% of examination retakes. Level 2 maths recovery stays low at 9%. The importance of English and maths as a passport to achieving a level 3 qualification can be shown by Table 7.1 below. Pupils without either English or

Maths at level 2 are more likely to succeed in a level 3 vocational pathway. Schools are constantly advised and encouraged to develop appropriate vocational curriculum options for their young people.

Table 7.1:

	Percentage students achieving 3 A levels A* - E	Percentage students achieving 3 substantial vocational qualifications
with English	76.9	45.5
without English	33.2	40.6
with maths	77.1	45.5
without maths	30.9	40.2

- Table 7.2 below shows the total number of level 2 and level 3 students, the number of completions at those levels and the retention rates for Kent's schools and colleges and Kent schools. The number of completions in schools increased in 2015 but retention has fallen.

Table 7.2:

	2014		2015	
	schools and colleges	schools only	schools and colleges	schools only
total L2 and L3 students	36141	19953	35225	19843
completions L2 and L3 students	10927	8034	10335	8299
retention L2 and L3 students	78.5%	80.2%	77.0%	77.3%

- To improve attainment in Maths and English the Skills and Employment Service will be offering on-line packages to support recovery.
- The success rate in vocational qualifications has been on a rising trend for three years (Table 7.3). Other groups are showing a slip downwards.

Table 7.3:

	2013	2014	2015
A level APS	818.3	801.7	790.6
A level APE	216.0	213.0	212.5
Academic APS	844.8	834.9	823.1
Academic APE	216.1	213.3	213.1
Vocational APS	563.8	676.9	683.6
Vocational APE	214.8	228.2	228.5

- The Skills and Employability Service is working with Further Education (FE) colleges in undertaking an Area Review in advance of the review led by the Department for Business, Innovation and Skills. Each area review aims to establish a set of institutions that are financially resilient and able to offer high

quality education and training based on the needs of learners and employers within the local area

- There is over provision of level 3 in some areas.

7.3 Establish the right delivery arrangements at a local and area level:

- District Data packs have influenced the planning decisions of partners. Each school and college has a copy of this year's edition which includes for the first time Labour Market Information to support recognition of and provision for skill gaps. A range of exemplar study programmes are also provided to supply providers with models ranging from 3 A levels with level 3 core maths to level 2 maths and English with work experience as the core aim.
- Locally, providers need to continue to work collaboratively on the 14-19 technical offer to ensure that there continue to be realistic opportunities for young people to progress to Level 3 programmes and apprenticeships, as smaller school provisions are likely to offer diminished outcomes in an unsustainable financial environment.
- There are still gaps in provision at district level for good quality entry level, level 1 and 2 provision that supports a sustainable pathway into employment. District reviews have highlighted the lack of provision and work is being done locally to amend the offer. The improved district employability offers are welcome in this respect.
- The Skills and Employability Service is strengthening employer engagement across the county through its Employer Engagement Strategy and its development of sector based Employer Guilds. This will facilitate work experience placements to add value to study programmes and engagement packages.
- School engagement with employers will be developed further through the new Enterprise Co-ordinator's role in Coastal Schools, closely working the Job Centre Plus entry into careers education, the Inspiring Futures team and the World Skills organisation.
- Going forward, stronger links between the curriculum offer and the local economic profile need to be made.
- District offers need to be strengthened to include flexible starts to reduce the number of young people Not in Employment Education or Training (NEETS) to 1%.

7.4 Create stronger partnerships and consortia:

- Representatives of Early Help and Preventative Services (EHPS), Skills and Employability, and CXK (careers advice team) are working in partnership across the Districts to identify and plan for those young people at risk of becoming NEET and ensure that those who are currently NEET are placed onto appropriate provision.
- The Careers Education, Information, Advice and Guidance Network continues to thrive in Kent supporting planned and appropriate pathways for young people.
- Kent has been successful in its bid to host an Enterprise Co-ordinator post funded by the Careers Enterprise Company. The Co-ordinator will develop an Enterprise Adviser Network facilitating employer engagement in Kent's coastal schools bringing together the Education Business Partnership, CXK, the Chamber of

Commerce and employers from the Skills and Employability Service's Guilds of employers. This partnership will work together to ensure impactful transition, whereby young people move from learning provision to employment or further learning with appropriate knowledge and skills related to labour market information, without dropping out of learning and training.

- Further work needs to be undertaken to promote partnership working between schools, colleges and training providers to develop level 2 provision.

7.5 **Develop Personalised pathways for vulnerable learners:**

The key vulnerable groups include young offenders, SEND, Children in Care, Care Leavers and Elective Home Educated young people. Support for these groups is a priority moving forward. One main priority is to commission provision specifically for vulnerable groups. There are a number of focused activities that support young people to participate in high quality learning pathways. These are:

- **The SEN Assessment and Planning Teams** District Leads - following up with those young people previously known to them whose Education, Employment or Training (EET) status is unknown. The objective is to assist them to re-engage in provision that is in line with their needs. Their commitment in this respect is reflected in the significant fall in numbers of 'unknown' young people recorded in January, when compared to previous months, in the number of young people whose status is Unknown. The District Leads will be linking with the services planning responses to the identified NEETs in each of the 12 Districts.
- Opportunities for Supported Internships, supported employment for students with SEND and Assisted Apprenticeships need to be developed and increased.
- **September Guarantee** – working in partnership with providers in each district to ensure there is a post 16 learning offer that meets the progression needs of all young people.
- Tracking participation and destinations, and co-ordinating the integration of KCC activity to reduce NEETs, and provide targeted support for vulnerable groups who are over represented in the NEET group.
- **Participation Pathways** –a range of specialist programmes to support vulnerable young people to achieve positive destinations, including traineeships, supported internships, bespoke school programmes, the Kent Employment Programme, Assisted Apprenticeships, Kent Supported Employment, Troubled Families, and Employability Offer. These routes are facilitated by Skills and Employability's Participation and Progression managers.
- **Careers Education, Information, Advice and Guidance** – continued development of the Kent careers framework and briefings for schools to raise aspirations for vulnerable young people. The KentChoices4U website and careers fairs provide a wide range of information on careers options and local employment opportunities to reduce youth unemployment.

8. **Capital Funding**

- 8.1 The Education Commissioning Plan estimated the cost of delivering the additional school capacity could exceed the resource available. Since this estimate was

made, KCC has received confirmation that it has been allocated £24.7m of Basic Need money in 2018/19. The budget book assumed £20m.

- 8.2 A considerable amount of work has been done to re-work the capital programme. Assumptions as to how much demand will be delivered via the National Free Schools programme, the timing of receipt of developer contributions and the re-phasing of the delivery of some schemes has closed the gap to around £30m. Some costs relate to meeting the anticipated demand from new housing, ahead of developer contributions being received. Consideration is therefore being given to how this gap can be met.
- 8.3 A review of build costs indicates KCC is securing good value for money. Table 8.1 shows the average gross cost per square metre for a new build school, while Table 8.2 shows that for rebuild and extensions. It is evident Kent's costs are significantly below national averages and that of neighbouring authorities.

Table 8.1: Average gross cost per square metre for a new build school

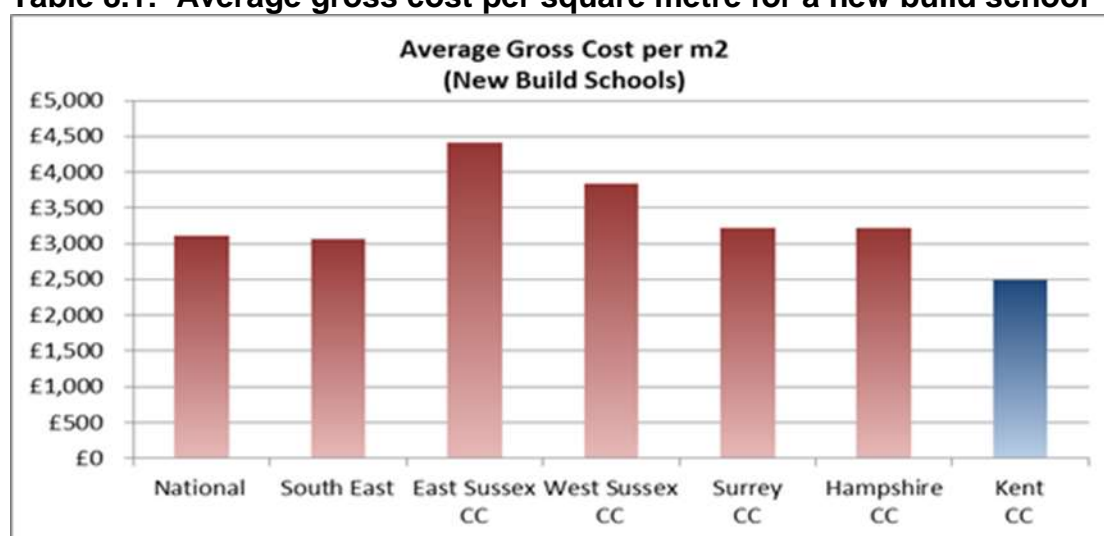
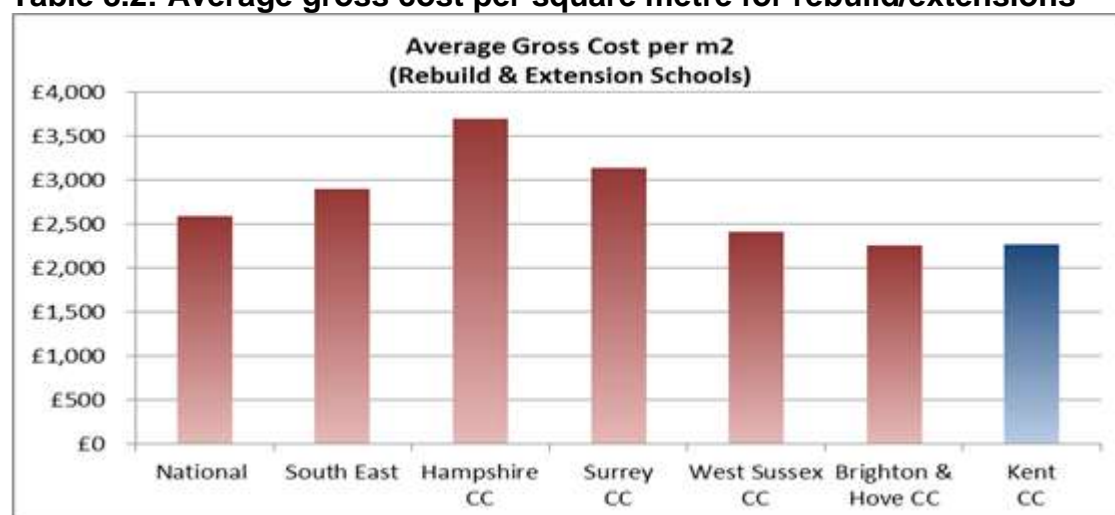


Table 8.2: Average gross cost per square metre for rebuild/extensions



9. Catholic School Provision

- 9.1 Concerns were raised by the Archdiocese of Southwark that insufficient Catholic Primary Schools were being expanded to meet the needs of families of Catholic faith, and leading to a reduction in the percentage of Catholic school places. The

Archdiocese has indicated that Catholic baptisms have risen, as have parental preferences for Catholic schools. Our analysis has found that the proportion of Catholic Primary school places in Kent was 4.5% in 2005, and remains 4.5% in 2016. Places in the secular sector have reduced from 70.7% to 67.3% during this period.

9.2

9.3 Individual localities, baptism rates, and pressures on the local Catholic school have been considered to determine whether any particular cases exist for expansion to meet Catholic need. Four Catholic Primary schools are being expanded over the timeframe of the current Commissioning Plan. Consideration is being given to the expansion of Catholic Secondary schools as necessary.

9.4 It should be noted that the national position of the Catholic Church is not to promote Free Schools. This position will prevent any new school in Kent having a Catholic designation, and may reduce the proportion of Catholic provision across Kent.

9.5 We will continue to work closely with the Archdiocese colleagues to ensure that an appropriate balance of faith and non-faith places are kept, and reflect the needs of Kent's future school populations.

10. Next Steps

10.1 The focus in future years will increasingly be on delivering the additional Secondary school places required as pressure moves into this sector.

10.2 Pressure remains to control the cost of providing the additional capacity required. Concerted efforts to ensure KCC is joined up in its requests for developer contributions will continue.

10.3 Analysis of the impact of operating small levels of surplus capacity is required to evaluate whether this is disproportionately impacting on any group with protected characteristics.

11. Recommendations:

The Education and Young People's Services Cabinet Committee is asked to consider the report and note the progress achieved with the Education Commissioning Plan and the issues identified for further development.

11.1 Vision and Priorities for Improvement:

[Vision and Priorities for Improvement](#)

11.2 Kent Commissioning Plan for Education Provision 2015-2019:

[Kent Commissioning Plan 2016-20](#)

Report Author and Relevant Director:

- Keith Abbott
- Director of Education Planning and Access
- 03000 417008
- keith.abbott@kent.gov.uk

Appendix 1

District	Planning Group	Short Term Commissioning intentions set out in December 2015	May 2016 position
Ashford	Willesborough	Not shown	30 Year R places commissioned at Willesborough infants to ensure there are sufficient places in that planning group. Small scale internal works funded by the LA to accommodate the pupils.
	Ashford South	30 Year R places at Repton Park PS to accommodate a bulge in that planning group	Contractors on site installing mobile accommodation.
Canterbury	Sturry and Marshside	0.2FE at Hoath PS	Provision will be in place for September 2016. This will provide 42 primary school places. The School has the capacity to accommodate the extra Year R pupils for September 2016. A new class will be in place for September 2017.
	Herne Bay/Herne	30 Year 2 places	Not commissioned as an agreement could not be made with a school. Pressure for places will remain high and will be consistently reviewed.
	Herne Bay/Herne	Not shown	15 Year 5 places commissioned at Reculver CEPS due to a pressure for places. The pupils can be accommodated in the present buildings.
	Whitstable	30 Year 2 places	Places commissioned for September 2016 at Swalecliffe PS. There will some internal alterations to provide the accommodation.
Dartford	Dartford North	1FE in Dartford North	Commissioned at Temple Hill PS for September 2016. The School has the capacity to accommodate the extra Year R pupils for September 2016. A new building will be in place for September 2017.
	Dartford West	0.6FE in Dartford West	Commissioned at Wentworth PS for September 2016. The School has the capacity to accommodate the extra Year R pupils for September 2016. A new building will be in place for September 2017.
	Dartford East	2FE in Dartford East	1FE commissioned at Brent PS. Accommodation will be provided for the extra Year R intake in September 2016. A new build will be in place for September 2017.

District	Planning Group	Short Term Commissioning intentions set out in December 2015	May 2016 position
			1FE not commissioned due to there being no suitable school identified for 2016. Possibility for 2017.
	Swanscombe and Greenhithe	1FE in Swanscombe and Greenhithe	Commissioned at Craylands PS for September 2016. The School has the capacity to accommodate the extra Year R pupils for September 2016. A new building will be in place for September 2017.
Dover	St Margaret-at-Cliffe	8 temporary Year R places	Extra 8 Year places agreed from September 2016.
	Whitfield	26 temporary Year R places	As forecast the numbers in Whitfield were in excess of the capacity available. Whitfield Aspen PS to take an additional 26 Year R pupils in 2016 and 2017. In addition to this they will take extra pupils into Aspen SRBP. A planning application for the temporary accommodation has been submitted.
	Deal	Not shown	Pressures in the Deal planning group were higher than forecast. Warden House PS has been commissioned to take the temporary bulge in September 2016. A small amount of internal work will be completed over the summer break.
Gravesham	Gravesend East	2FE in Gravesend East	1FE Commissioned at Westcourt PS. Internal refurbishment will accommodate the extra Year R intake in September 2016. A new build will be in place for September 2017. 1FE at Tymberwood Academy on hold, pending latest admission data.
	Gravesend North	2FE in Gravesend North 30 Year R places	1FE Commissioned at St John's Catholic PC. The School has the capacity to accommodate the extra Year R pupils for September 2016. A new building will be in place for September 2017. 1FE and 30 Year R places not commissioned due to there being no suitable school identified for 2016. Parental preference percentage in Gravesend North is reduced, but there is enough capacity to accommodate forecast numbers.
	Gravesend Southeast	1FE in Gravesend South East 30 Year R places	1FE Commissioned at Singlewell PS. The building work are underway and will open in September 2016. 30 Year R places not commissioned due to there being no suitable

District	Planning Group	Short Term Commissioning intentions set out in December 2015	May 2016 position
			school identified for 2016. Parental preference percentage in Gravesend Southwest is reduced, but there is enough capacity to accommodate forecast numbers.
	Gravesend Southwest	30 Year R places	Year R places not commissioned due to there being no suitable school identified for 2016. Possibility for 2017
	Northfleet	1FE in Northfleet	1FE commissioned at Copperfield PS. Accommodation will be provided for the extra Year R intake in September 2016. A new build will be in place for September 2017.
Maidstone	Maidstone Central and South	1FE at South Borough Academy	South Borough Academy (sponsored by Swale Academy Trust) will take a temporary bulge in September 2016 prior to consulting on a permanent increase to 2FE. The Academy has the capacity to accommodate the extra Year R pupils for September 2016. A new building will be in place for September 2017.
	Maidstone North	1FE expansion.	The 1 FE expansion will not go ahead for September 2016. Further discussions will take place between the EFA and local schools. 30 temporary Year R places have been commissioned at East Borough PS. Some internal re-modelling will be undertaken to accommodate the 2016 bulge.
	Maidstone West	30 Year R places subject to reduction in PAN at Jubilee Free School	The reduction of PAN at Jubilee Free School has been agreed. The School will stay with a PAN of 30. The extra 30 Year places planned will not be needed as forecast. There will be sufficient places in the planning group.
	Shepway and Parkwood	Opening of Langley Park	Langley Park Primary School (Sponsored by Leigh Academies Trust) will open in September 2016 as a 2FE primary School. Initially there will be provision for 60 Year R pupils and 30 in both Year 1 and Year 2.
Sevenoaks	Sevenoaks Rural South West	1FE in Rural South West	Commissioned at Edenbridge PS. The School has the capacity to accommodate the extra Year R pupils for September 2016. A new building will be in place for September 2017.
	Sevenoaks Rural East	1FE in Rural East	Commissioned at Seal CE PS. The extra buildings are being constructed at the moment and are on track to accommodate the

District	Planning Group	Short Term Commissioning intentions set out in December 2015	May 2016 position
			extra pupils in September 2016.
	Swanley and Hextable	1FE in Swanley and Hextable.	Commissioned at Hextable PS. The extra buildings are being constructed at the moment and are on track to accommodate the extra pupils in September 2016.
	Sevenoaks Rural West	0.15FE in Rural West	Commissioned at Weald PS. The School has the capacity to accommodate the extra Year R pupils for September 2016. A new building will be in place for September 2017.
Swale	Eastchurch and Warden Bay	Not shown	15 Additional Year R places commissioned as the number of applicants living on the East of the island exceeded places available. The Schools have the capacity to accommodate the extra Year R pupils for September 2016.
	Sittingbourne East	Not shown	30 Year 1 places commissioned at Lansdowne PS due to a shortfall in Year 1 places in the locality.
Tonbridge and Malling	Tonbridge South	30 Year R places	As St Margaret Clitherow (Academy) increased their intake by 15 places and the numbers of preferences were not as high as expected there were sufficient places. The Academy can accommodate pupils without extra accommodation being provided.

Secondary Provision

District	Short Term Commissioning intentions set out in December 2015	May 2016 position
Canterbury	30 Year 7 places at Spires Academy	Commissioned. Temporary accommodation will be provided for September 2016.
	30 Year 7 places at Canterbury Academy	Commissioned. Has capacity within the present buildings to accommodate a bulge year.
Dartford	1 FE – Wilmington Grammar Girls	Commissioned. Building works on track to provide the accommodation needed in September 2016.
	2FE – Wilmington Academy	Commissioned. Extra pupils can be accommodated in the present buildings for September 2016. A new build will be in place for September 2017.
	1FE – Ebbsfleet Academy	Commissioned 18 additional places due to the way that Ebbsfleet academy organise

District	Short Term Commissioning intentions set out in December 2015	May 2016 position
		the school.
	Not shown	Commissioned 20 additional places at Dartford Grammar School for Girls To equalise the intake for the Girls Grammar with Dartford Grammar School. The school can accommodate the extra pupils in the present accommodation.
Gravesham	2FE in Gravesend	Commissioned FE at Northfleet School for Girls and 1FE at Northfleet Technology College. They are building at present at the Girls school and accommodation is on track to be provided for September 2016. The college will be able to accommodate the extra pupils for two years.
Shepway	Not shown	Places commissioned at Folkestone Academy and Brockhill Park Academy due to the closure of Pent Valley. Total of 83 Year 7, 30 Year 8, 30 Year 9 and 60 Year 10 places commissioned. Funding has been allocated to ensure suitable provision for the increase in pupils from September 2016. Brockhill Park will require some mobile accommodation. Planning permission has been submitted. Folkestone academy will need internal work which will be completed over the summer break.
Swale	30 Year 7 places at Sittingbourne Community College	Commissioned. Has capacity within the present buildings to accommodate a bulge year.
Tunbridge Wells	Not shown	30 temporary Year 7 places at Skinners Kent academy and 30 temporary Year 7 places Bennett Memorial needed due to under forecast of places in Tunbridge Wells. Both Academies have capacity within the present buildings to accommodate a bulge year.