



Wilmington Grammar School for Boys

Admission Policy for Entry in September 2018-19

Wilmington Grammar School for Boys has a published admission number (PAN) of 150. Entry to the school is through the Kent Assessment Procedure.

Children with a statement of Special Educational Need (SEN) or Education Health and Care Plan (EHCP) which names Wilmington Grammar School for Boys and have been deemed selective in the 11+ test, will be admitted and the PAN reduced accordingly. The remaining places will be allocated to boys assessed suitable for grammar school through the Kent procedure. If the number of preferences for the school is more than the number of places available, places will be allocated to eligible boys in the following priority order:

1. **Children in Local Authority Care** – a child under the age of 18 years for whom the local authority provides accommodation by agreement with their parents/carers (Section 22 of the Children Act 1989) or who ceased to be so because they were adopted or who is the subject of a care order under Part IV of the Act.
2. **Siblings in the school or in Wilmington Grammar School for Girls** - a sibling attending either school when the child starts. In this context, a sibling means a child who is a natural brother or sister and includes adopted siblings, stepbrothers or foster brothers.

If siblings from multiple births (twins, triplets, etc) apply for a school and the school would reach its PAN after admitting one or more, but before admitting all of those siblings, governors will offer a place to each of the siblings, even if doing so takes the school above its PAN, providing the sibling was deemed selective in the assessment procedure.

3. **Governor Places** awarded to children who have shown exceptional performance in the Kent test - Up to 10% of the PAN (15 places) will be awarded to those children naming the school who score highest when the test scores achieved in the Kent Test are combined. Where a tie breaker occurs, the School will use distance as set out in Category 4 and 5 as its deciding factor.
4. **Pupil Premium** - Students in receipt of Pupil Premium living within **3 miles proximity** of the school: a child is eligible for Pupil Premium where he has been registered for free school meals (FSM) at any point in the last 6 years. This does not include children who have only been eligible to receive Universal Infant Free School Meals. Pupil Premium is also afforded to Children in Local Authority Care or Previously in Local Authority Care, however these children will be prioritised in the relevant criteria above.

5. **Boys who live within 1.5 mile proximity of the school (see map attached) and boys living within the parishes listed below.** The 1.5 mile radius distanced is measured between the **child's permanent address** and the school in a straight line using the National Land and Property Gazetteer (NLPG) address point data.

Eligible boys who live in the named parishes below (see map attached)

Dartford	Stone	Swanscome & Greenhithe
Wilmington	Darenth	Bean
Hextable	Sutton at Hone & Hawley	Wrotham
Southfleet	Swanley	Horton Kirby & South Darenth
Longfield & New Barn	Crockenhill	Farningham
Fawkham	Hartley	Eynsford
Ash Cum Ridley	Shoreham	West Kingsdown
Stanstead	Otford	Kemsing
Halstead	Dunton Green	Meopham
Istead Rise		

Children within this priority area will be ranked according to the distance from their home to the Wilmington Grammar School for Boys with those living closest being ranked highest. The distance is measured between the child's permanent address measured in a straight line using the National Land and Property Gazetteer (NLPG) address point data.

6. **All other boys** – within this criterion children will be ranked according to the distance from their home to the Wilmington Grammar School for Boys, with those living closest being ranked highest. The distance is measured between the child's permanent address measured in a straight line using the National Land and Property Gazetteer (NLPG) address point data. If in the unlikely event that more than one applicant has the same distance from home to school, as measured by the Local Authority, then an independently adjudicated random selection will be applied.


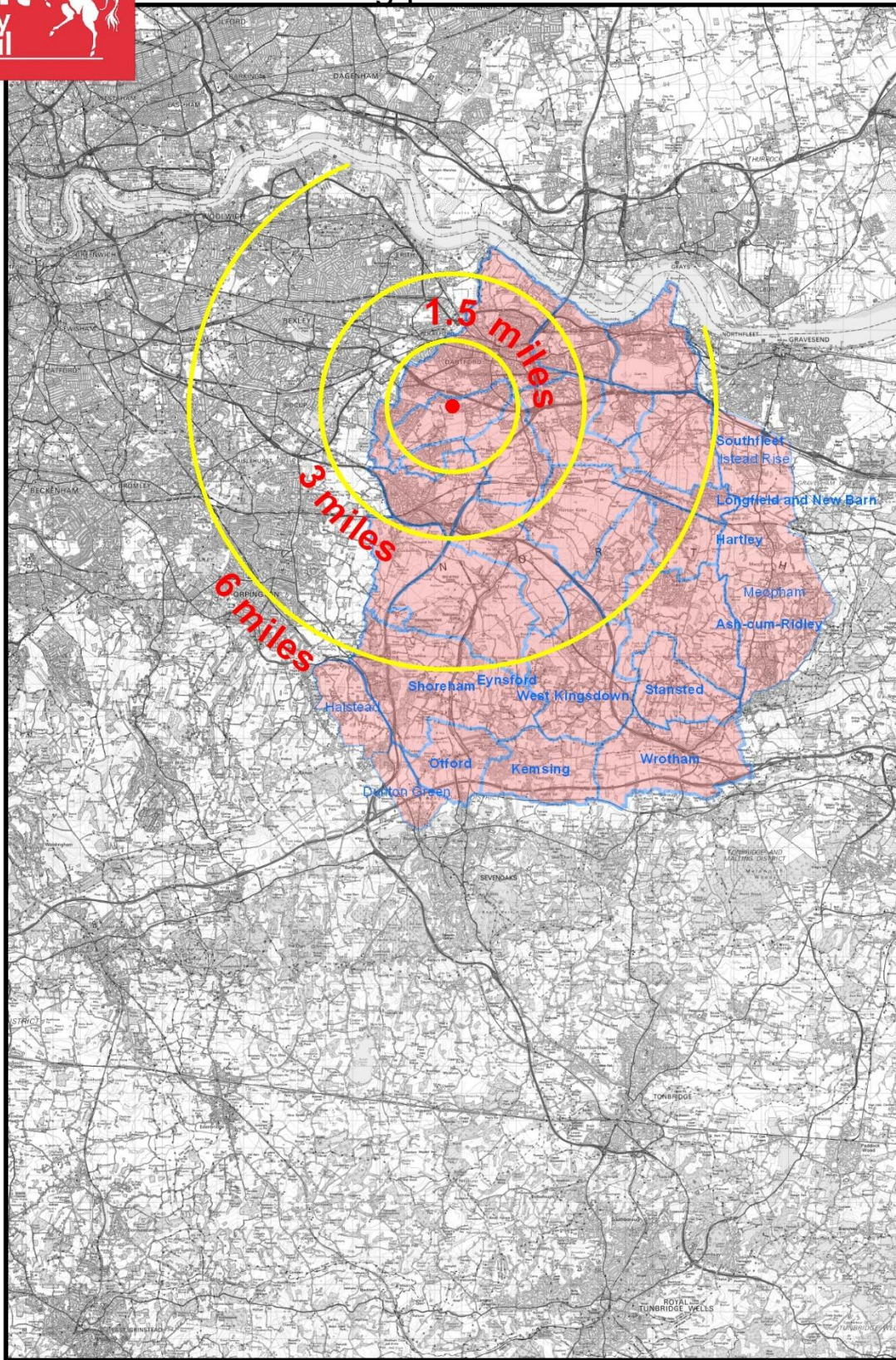
'Nearness of children's homes to school - we use the distance between the child's permanent home address and the school, measured in a straight line using the National Land and Property Gazetteer (NLPG) address point data. Distances are measured from a point defined as within the child's home to a point defined as within the school as specified by NLPG. The same address point on the school site is used for everybody.'

Waiting Lists

The waiting lists will be ranked in accordance to our oversubscription criteria every time an additional application form is received and can only include children who are deemed selective for grammar school. The waiting list will remain open until the summer term of 2018.

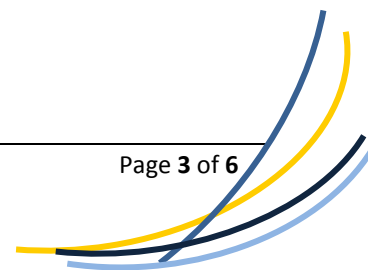
Outside of Age Group

Wilmington Grammar School for Boys does not take children outside of their normal age group.



This map is reproduced from Ordnance Survey material with the permission of Ordnance Survey on behalf of the Controller of Her Majesty's Stationery Office © Crown Copyright and database right 2011. Unauthorised reproduction infringes Crown copyright and may lead to prosecution or civil proceedings. 100019238

Produced by: Admissions and Transport K:\A&T\System's team\maps\Secondary\WGSB and Parishes 5
Dated 30/12/2013





Wilmington Grammar School for Boys

SUPPLEMENTARY FORM 2018

This form only needs to be completed if you live in one of the named parishes, have a child currently attending Wilmington Grammar School for Boys or Wilmington Grammar School for Girls or your son has been registered for free school meals in the last 6 years.

This form does not constitute a valid application. You must apply online to your Local Education Authority or complete a Common Application Form, available from either your son's primary school or from your Local Education Authority, naming Wilmington Grammar School for Boys if you wish him to be considered for a place at the school.

This form must be sent **direct to this school** by 31st October 2017.

SECTION 1: PUPIL INFORMATION	
Forename(s):	
Surname: Date of Birth:	
Permanent Home	
Address:	
.....	
Telephone:	
Parent/Carer:	
Section 2: SIBLING CURRENTLY ATTENDING WGSB & WGSG	
If you have a child who attends Wilmington Grammar School for Boys please give details below:	
Sibling Name: _____ Year: _____ Date of Birth: _____	
If you have a child who attends Wilmington Grammar School for Girls please give details below:	
Sibling Name: _____ Year: _____ Date of Birth: _____	
Section 3: PUPIL PREMIUM	
Has your son been in receipt of Free School Meals in the last 6 years? (not including the universal infant free school meals) Evidence of this must be provided to the school by 31st October 2017	YES / NO

WG6 Sixth Form Admission Policy (WGSG & WGSB)
for Entry to Year 12 in September 2018



Application

In 2018, we will be offering 300 places to our mixed Year 12. Priority will be given to existing students from the Wilmington Grammars transferring from Year 11. We will admit a minimum of 30 new entrants (male or female) who meet the entrance qualifications; however, this number may be exceeded if the number of current students transferring to Year 12 falls below 270.

New applicants who wish to apply to our school must complete an online application at www.ucasprogress.com.

Entrance Qualifications

All students joining Year 12 will have:

- Completed their GCSE courses, gaining at least grade 5 equivalent in Mathematics and English Language;
- and
- Gained the equivalence of at least 6 grade 5 or B or higher at full courses GCSE.

Some A Level courses have specific requirements related to course content. Please refer to the website (www.wg6.co.uk) for further details.

Offer of places

Applicants will be invited to attend a guidance meeting to discuss suitable pathway options. Conditional offers will be made based on their predicted performance at GCSE, with the requirement that the GCSE grades are achieved in the final examinations prior to entry to the Sixth Form and a viable Sixth Form programme can be provided. Offers will be confirmed once we have been notified of GCSE results in August 2018.

Late applications

Students applying after the normal deadline will still be eligible to apply to join the school if they meet the criteria set and there are places available in Year 12 and on the courses they wish to follow.

Any students wishing to apply in late August following better than expected results should contact the school and be prepared to attend a meeting to discuss a viable Sixth Form programme.

Late applications will be processed after all other applicants have been considered.

Over-Subscription Criteria for external applicants

Following the admission of internal students transferring from Year 11, all remaining places will be allocated to applicants who have met the entry requirements for the particular course of study. Where there are more applicants seeking places than the number of places available, the following oversubscription criteria will be applied in the order set out below to rank students until the overall figure for the year group is reached.

Before the application of oversubscription criteria, students with an Educational Health Care Plan which names the school and who have met the entrance qualifications will be admitted.

As a result of this the published admissions number will be reduced accordingly.

1. Looked After Children / Children in Local Authority Care

A child under the age of 18 years for whom the local authority provides accommodation by agreement with their parents/carers (Section 22 of the Children Act 1989) or who is the subject of a care order under Part IV of the Act. This applies equally to children who immediately after being looked after by the local authority became subject to an adoption, residence or special guardianship order. (As defined by Section 46 of the Adoption and Children Act 2002 or Section 8 or 14A of the Children Act 1989).

2. Siblings in either Wilmington Grammar School

A sibling attending either school when the students start in the Sixth Form. In this context sibling means a child who lives in the same house, including natural siblings or adopted siblings, step or foster siblings.

3. All other girls/boys who have met all of the entry requirements for their chosen programme of study where an appropriate Sixth Form programme can be provided.

4. Distance

The distance is measured between the child's permanent address and the school in a straight using the National Land and Property Gazetteer (NLPG) address point data. Distances are measured from a point defined as within the child's home to a point defined as within the school as specified by NLPG. The same address point on the school site is used for everybody.

If, in the event, more than one applicant has the same distance from home to school then a random selection will be applied. The deadline for the tie-breaker to be applied will be 4pm on the day GCSE results are released and will be refreshed daily at 4pm thereafter.

A waiting list will be held until mid-September and ranked according to the over-subscription criteria and changed accordingly as new applications are received.

After a place has been offered the school reserves the right to withdraw the place in the following circumstances:

- a. When the parent or applicant has failed to respond to a confirmed offer by the start of the academic year; or
- b. When a parent or applicant has failed to notify the school of important changes to the application information; or
- c. Where a place has been offered on the basis of a fraudulent or intentionally misleading application.